



MINISTRY OF ECONOMY
DEPARTMENT OF STATISTICS MALAYSIA

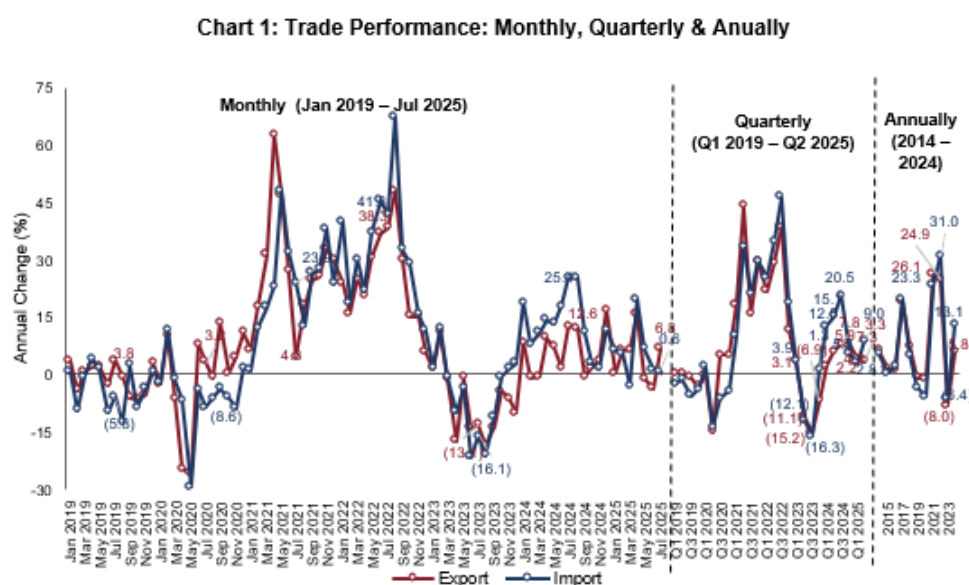
MONTHLY EXTERNAL TRADE STATISTICS, JULY 2025



Malaysia's trade performance increased in July 2025, consistent with the rise in exports (6.8%), imports (0.6%) and trade balance (120.7%), year-on-year (y-o-y). Total trade surged by RM9.7 billion or 3.8 per cent, reached RM265.9 billion.

The monthly comparison shows that exports, imports, total trade and trade surplus increased by 15.5 per cent, 10.9 per cent, 13.3 per cent and 78.2 per cent, respectively.

Exports, imports and total trade for January to July 2025 rose by 4.3 per cent, 5.1 per cent and 4.7 per cent, respectively, as compared to the same period of preceding year. Meanwhile, trade surplus declined by 4.7 per cent.



Performance of Exports

Malaysia's exports surged by 6.8 per cent in July 2025, rising from RM131.5 billion in July 2024 to RM140.4 billion.

This growth was in line with a 42.0 per cent increase in re-exports, which expanded to RM37.0 billion from RM26.1 billion, accounting for 26.4 per cent of total exports. However, domestic exports, which contributed 73.6 per cent of total exports, declined by 1.9 per cent to RM103.4 billion.

In addition, on a month-on-month (m-o-m) comparison, exports grew by 15.5 per cent or RM18.9 billion. Based on seasonally adjusted m-o-m terms, exports recorded a sharp growth of 20.2 per cent to RM140.6 billion.

Chart 2: Domestic Exports, Re-Exports (RM billion) and Annual Change (%)

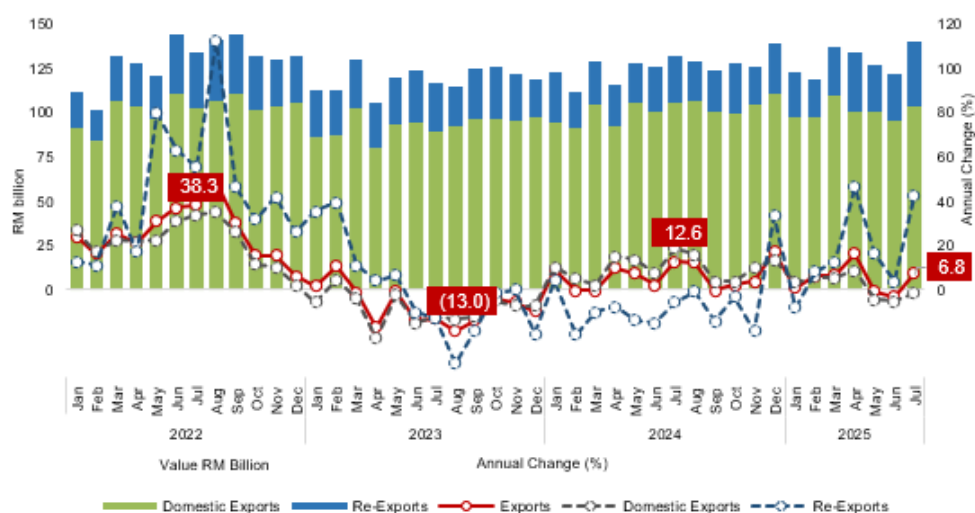


Chart 3: Actual Export Value and Seasonally Adjusted Export Value, RM billion



Performance of Imports

Malaysia's import value rose by 0.6 per cent or RM753.5 million to RM125.5 billion in July 2025. However, on a month-on-month basis, imports surged by 10.9 per cent or RM12.3 billion. Based on seasonally adjusted month-on-month terms, imports recorded an increase of 8.6 per cent to RM120.7 billion.

Imports by End Use registered an increase in capital goods (+20.6%) year-on-year. In contrast, intermediate goods and consumption goods recorded declines of 17.8 per cent and 5.0 per cent, respectively.

Chart 4: Imports Value (RM billion) and Annual Change (%)

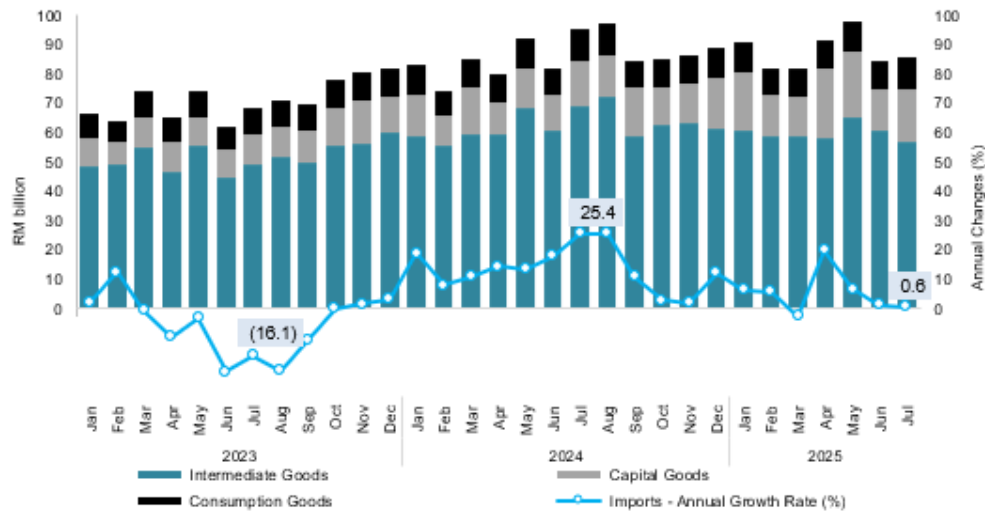


Chart 5: Actual Import Value and Seasonally Adjusted Imports Value, RM billion



Contact person:

Baharudin Mohamad
Public Relation Officer
Strategic Communication and International Division
Department of Statistics Malaysia
Tel : +603-8090 4681
Fax : +603-8888 9248
Email : baharudin[at]dosm.gov.my

Copyright ©2025 Department of Statistics Malaysia Official Portal. All Rights Reserved.