




MINISTRY OF ECONOMY
DEPARTMENT OF STATISTICS MALAYSIA

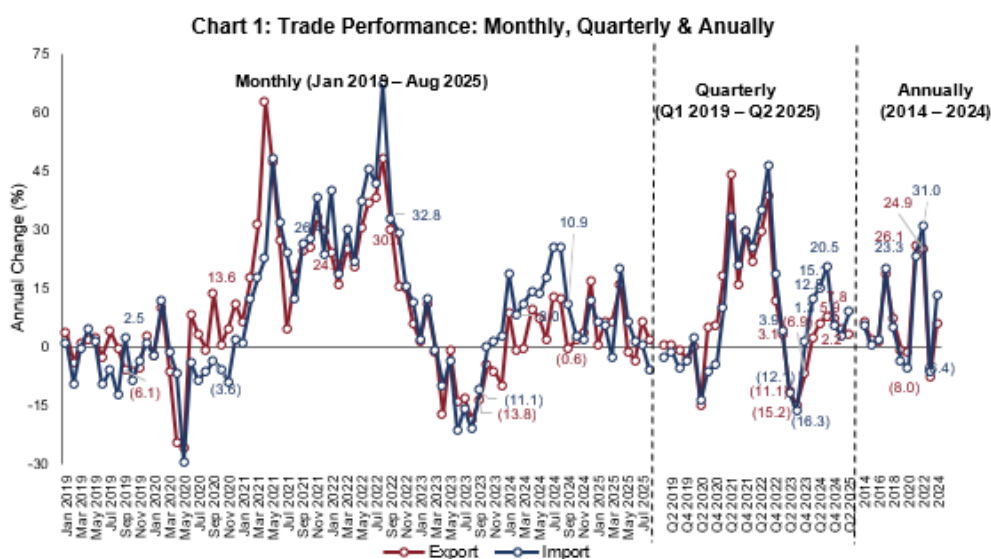
MONTHLY EXTERNAL TRADE STATISTICS, AUGUST 2025



Malaysia's trade performance in August 2025 showed mixed findings across key sectors. Export value recorded RM131.6 billion, representing an increase of RM2.5 billion or 1.9 per cent compared to the same period last year. Conversely, imports declined to RM115.5 billion, decreasing by RM7.3 billion or 5.9 per cent year-on-year. Total trade fell to RM247.1 billion, down by RM4.8 billion or 1.9 per cent compared to August 2024. Meanwhile, the trade balance recorded a surplus of RM16.1 billion, rising significantly by RM9.8 billion or 153.8 per cent year-on-year.

The monthly comparison showed declines in exports, imports and total trade of 6.0 per cent, 8.0 per cent and 6.9 per cent, respectively. However, the trade surplus recorded an increase of 10.4 per cent or RM1.5 billion.

Exports, imports, total trade and trade surplus from January to August 2025 increased by 3.9 per cent, 3.6 per cent, 3.8 per cent and 7.4 per cent respectively compared to the same period the previous year.



Performance of Exports

Malaysia's exports rose by 1.9 per cent in August 2025, rising from RM129.1 billion in August 2024 to RM131.6 billion.

This growth was in line with a 22.6 per cent increase in re-exports, which expanded to RM28.0 billion from RM22.8 billion, accounting for 21.2 per cent of total exports. However, domestic exports, which contributed 78.8 per cent of total exports, declined by 2.5 per cent to RM103.6 billion.

In addition, on a month-on-month (m-o-m) comparison, exports drop by 6.0 per cent or RM8.5 billion. Based on seasonally adjusted m-o-m terms, exports recorded a fell of 6.3 per cent to RM131.4 billion.

Chart 2: Domestic Exports, Re-Exports (RM billion) and Annual Change (%)

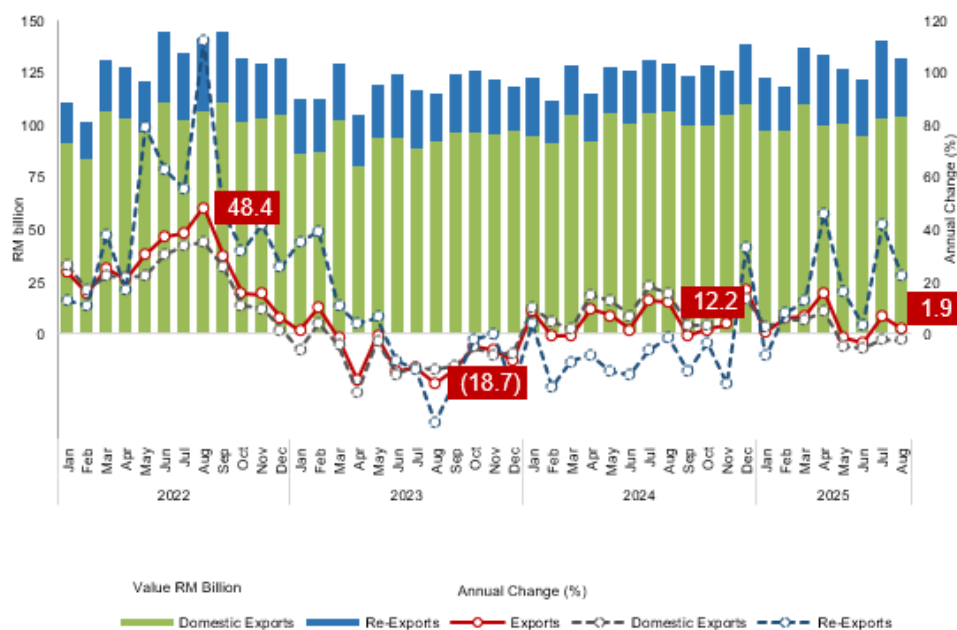
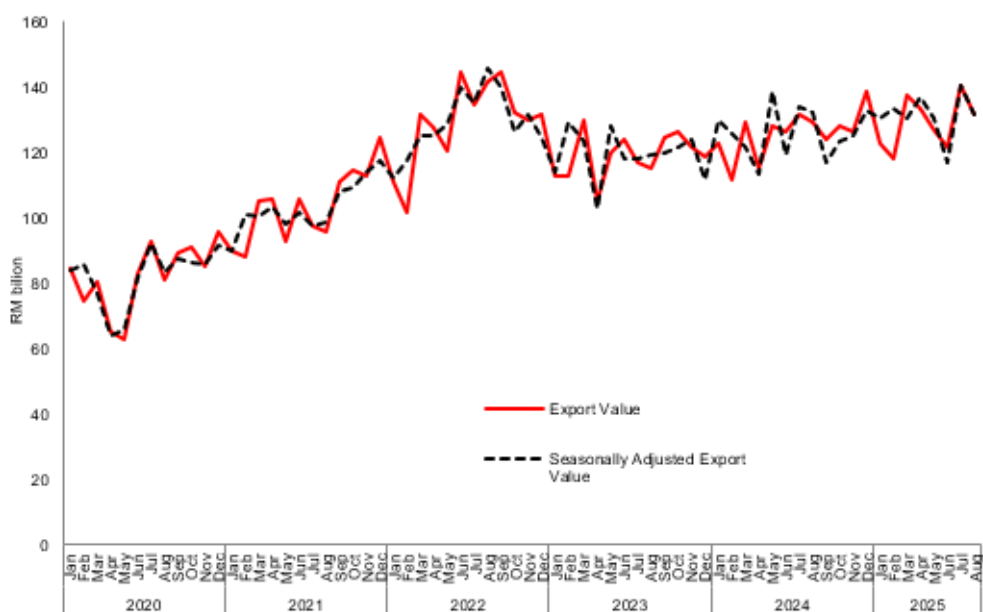


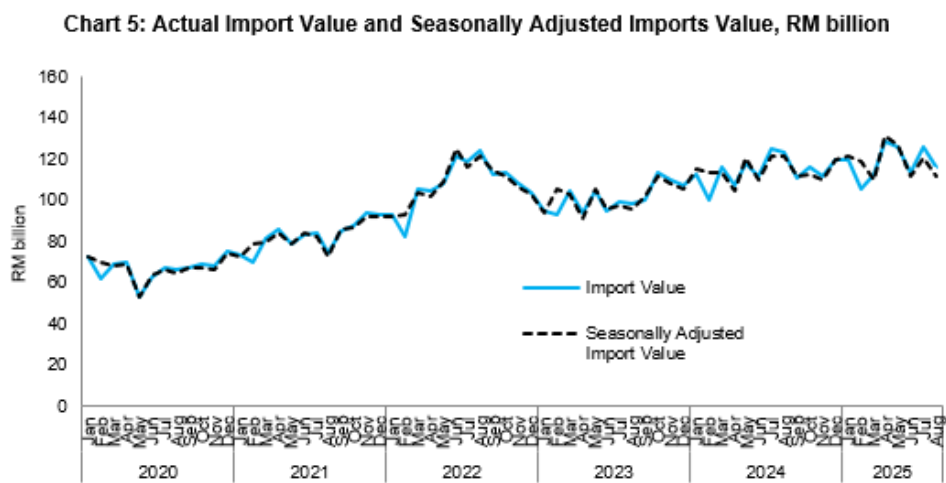
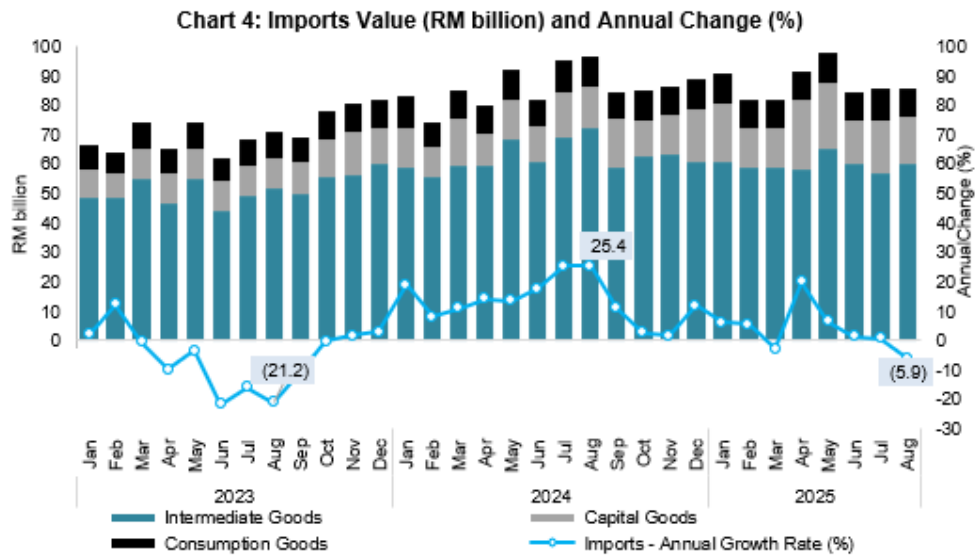
Chart 3: Actual Export Value and Seasonally Adjusted Export Value, RM billion



Performance of Imports

Malaysia's import value declined by 5.9 per cent or RM7.3 billion to RM115.5 billion in August 2025. On a monthly basis, imports registered a decrease of 8.0 per cent or RM10.0 billion. Based on seasonally adjusted month-on-month terms, imports recorded a decrease of 7.5 per cent to RM111.7 billion.

Imports by End Use registered an increase in capital goods (+11.0%) year-on-year. In contrast, intermediate goods and consumption goods recorded declines of 16.8 per cent and 8.9 per cent, respectively.



Contact person:

Baharudin Mohamad
 Public Relation Officer
 Strategic Communication and International Division
 Department of Statistics Malaysia
 Tel : +603-8090 4681
 Fax : +603-8888 9248
 Email : baharudin[at]dosm.gov.my

Copyright ©2025 Department of Statistics Malaysia Official Portal. All Rights Reserved.