



MINISTRY OF ECONOMY
DEPARTMENT OF STATISTICS MALAYSIA

MARRIAGE AND DIVORCE STATISTICS, MALAYSIA, 2021

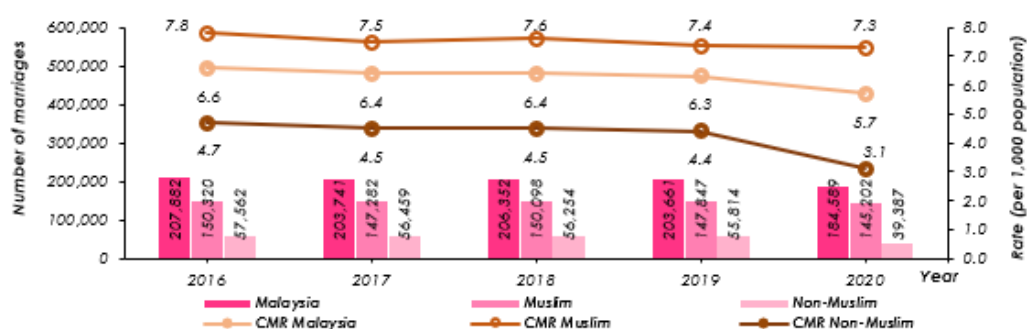
MARRIAGE

Number of marriages and Crude Marriage Rate (CMR)

The number of marriages decreased 9.4 per cent from 203,661 (2019) to 184,589 (2020). Thus, CMR declined from 6.3 (2019) to 5.7 (2020) per thousand population. The number of marriages are affected by the coronavirus (COVID-19) pandemic and many couples have to put their wedding on hold following the Movement Control Order (MCO) implementation. During MCO, the solemnization is carried out via online and subject to permission from the National Registration Department and the State Islamic Religious Department.

The number of Muslim marriages recorded in 2020 was 145,202, decreased 1.8 per cent as compared to 147,847 (2019). CMR decreased from 7.4 (2019) to 7.3 (2020) per thousand Muslim population. Similarly, Non-Muslim marriages declined 29.4 per cent from 55,814 (2019) to 39,387 (2020). Thus, CMR declined from 4.4 (2019) to 3.1 (2020) per thousand Non-Muslim population.

Chart 1: Number of marriages and Crude Marriage Rate (CMR), Malaysia, 2016-2020



Median age at marriage

The median age of grooms remained at aged 28.0. Meanwhile, the median age for brides decreased from 27.0 years to 26.0 years. The median age of grooms and brides for Muslim and Non-Muslim remained unchanged.

Exhibit 1: Median age at marriage by sex, Malaysia, 2019 and 2020



DIVORCE

Number of divorces and Crude Divorce Rate (CDR)

The number of divorces decreased 19.2 per cent from 56,624 (2019) to 45,754 (2020). Thus, CDR decreased from 1.7 (2019) to 1.4 (2020) per thousand population.

The number of Muslim divorces recorded in 2020 was 37,853, decreased 16.8 per cent as compared to 45,502 (2019). CDR decreased from 2.3 (2019) to 1.9 (2020) per thousand Muslim population. Similarly, Non-Muslim divorces decreased 29.0 per cent from 11,122 (2019) to 7,901 (2020). Therefore, CDR for Non-Muslim decreased from 0.9 (2019) to 0.6 (2020) per thousand Non-Muslim population.

Chart 2 (a): Number of divorces, Malaysia, 2016-2020

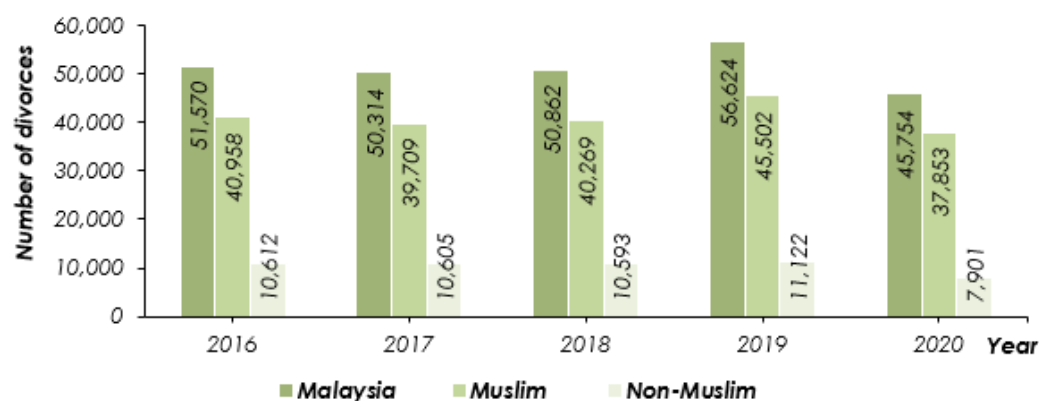
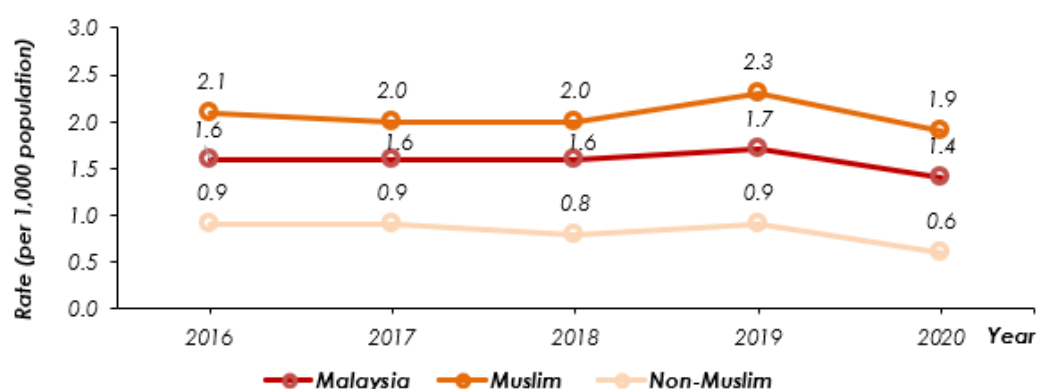


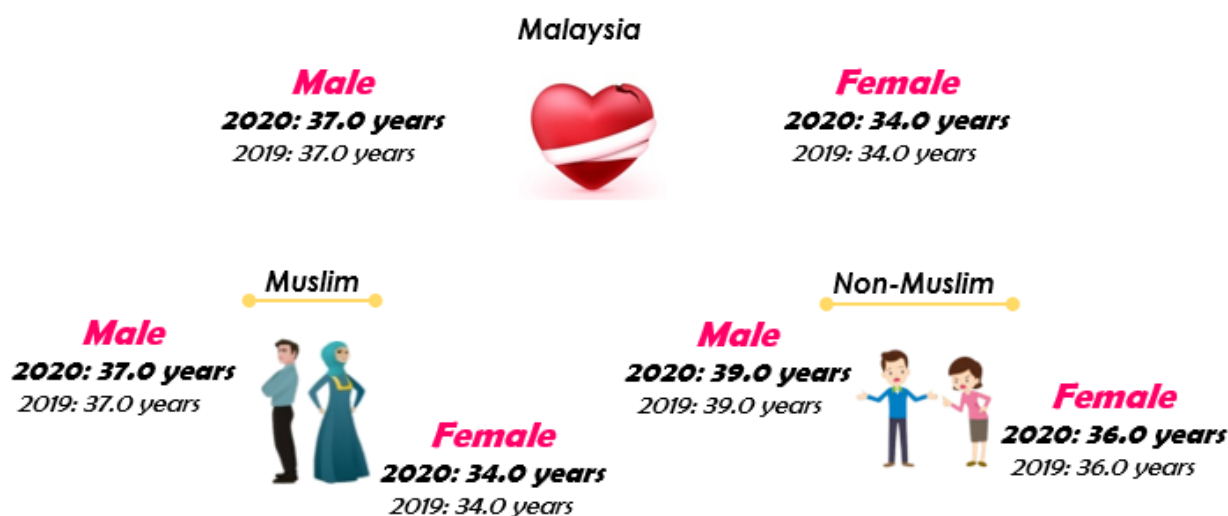
Chart 2 (b): Crude Divorce Rate (CDR), Malaysia, 2016-2020



Median age at divorce

The median age at divorce for males and females remained at 37.0 and 34.0 years respectively. A similar pattern was also observed for Muslim and Non-Muslim divorcees.

Exhibit 2: Median age at divorce by sex, Malaysia, 2019 and 2020





MARRIAGES AND DIVORCES, MALAYSIA, 2021

MARRIAGES

2020: 184,589

2019: 203,661

9.4%

Crude Marriage Rate

5.7

per 1,000 population

General Marriage Rate

GROOM



BRIDE

45.6

per 1,000 population
of unmarried males
aged 18 years and over

41.7

per 1,000 population
of unmarried females
aged 16 years and over

Median age at marriage

GROOM



BRIDE

28.0

YEARS

26.0

YEARS

The highest number of marriages at age group

25 - 29

YEARS
for both sexes

Oldest age of groom and bride

GROOM



BRIDE

92.0

YEARS

84.0

YEARS

DIVORCES

2020: 45,754

2019: 56,624

19.2%

Crude Divorce Rate

1.4

per 1,000 population

General Divorce Rate

MALE



FEMALE

5.8

per 1,000 population
of married males aged
18 years and over

6.1

per 1,000 population
of married females aged
16 years and over

Median age at divorce

MALE



FEMALE

37.0

YEARS

34.0

YEARS

The highest number of divorces at age group

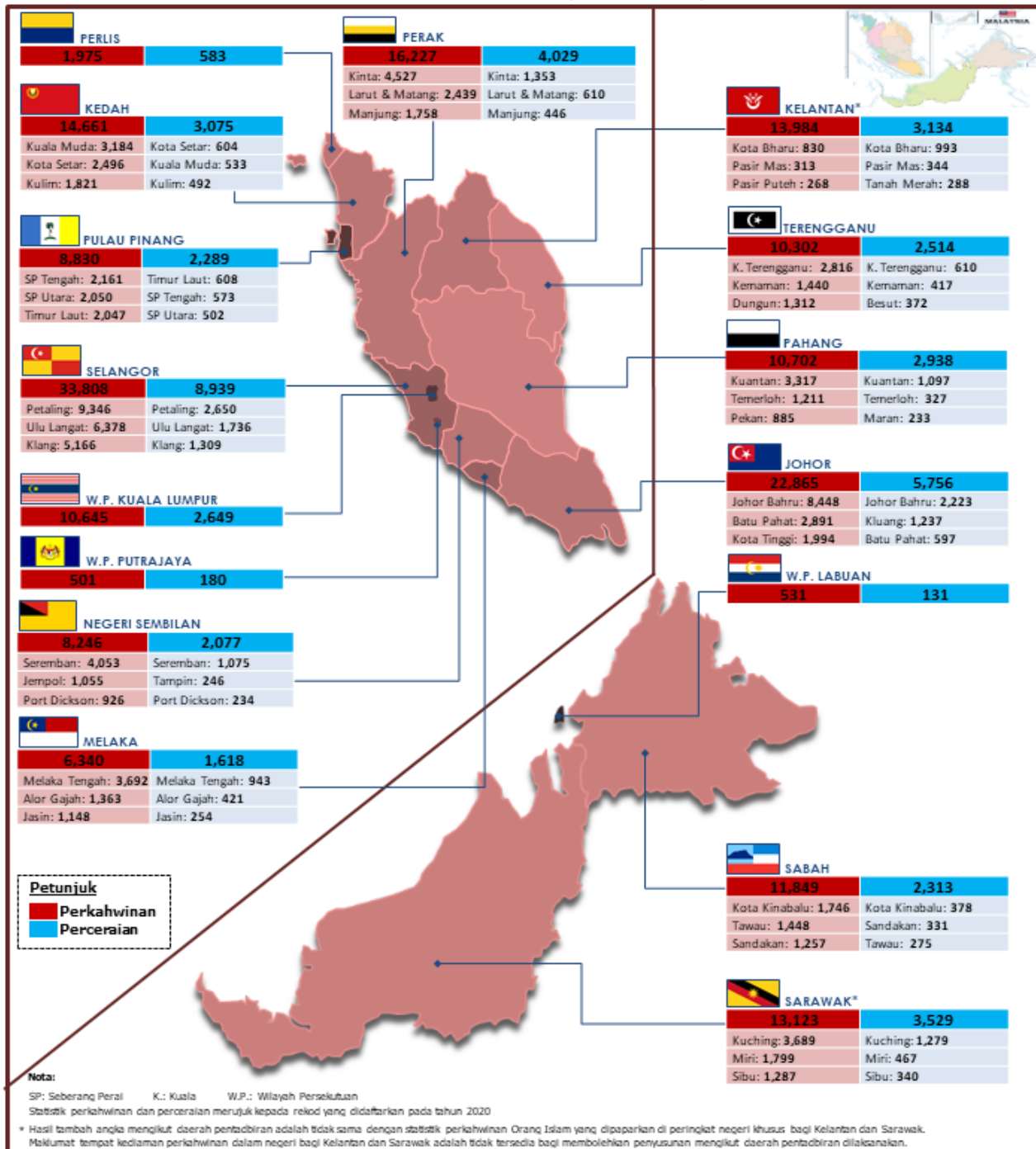
30 - 34

YEARS
for both sexes

The divorce statistics cannot be compared with the current year marriage statistics. The divorce statistics refer to the date of order issued by Syariah or Civil Court.

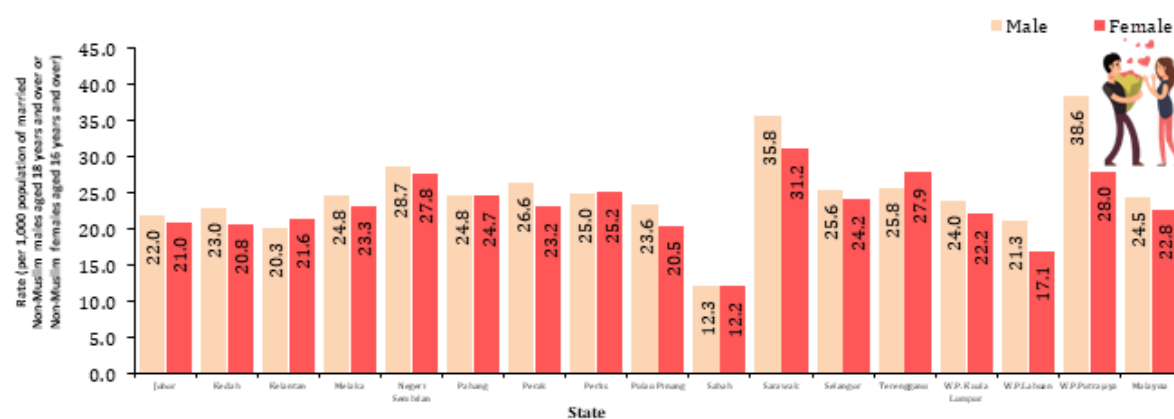
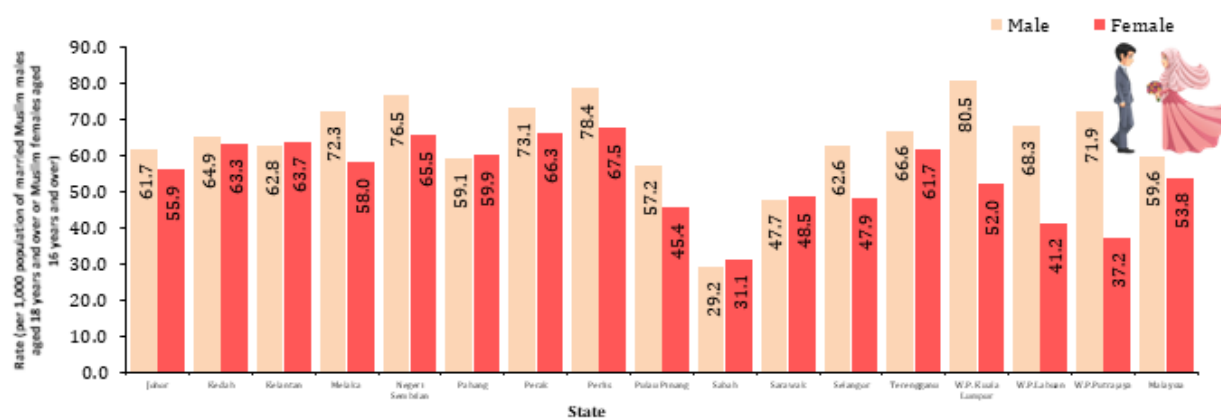
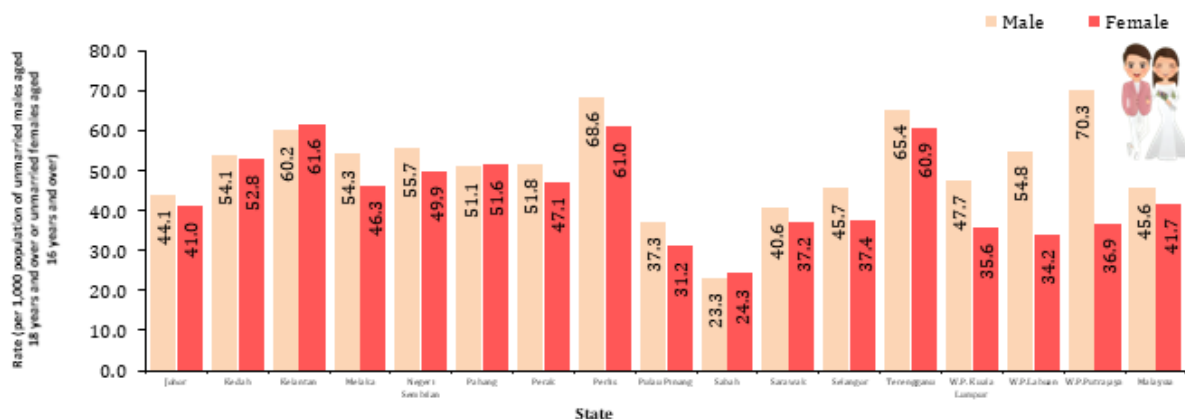


TIGA PERKAHWINAN DAN PERCERAIAN TERTINGGI MENGIKUT DAERAH PENTADBIRAN, MALAYSIA, 2021





GENERAL MARRIAGE RATE (GMR) FOR MUSLIM AND NON-MUSLIM, MALAYSIA, 2021



Notes:

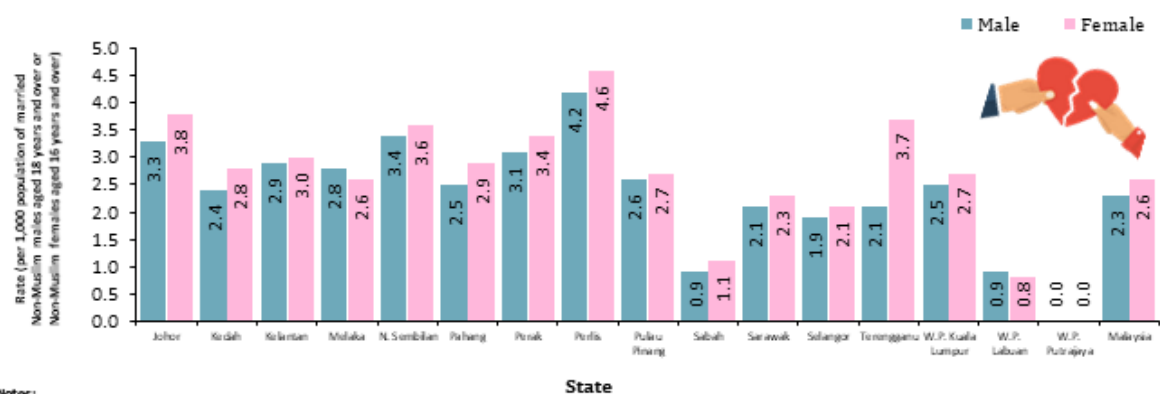
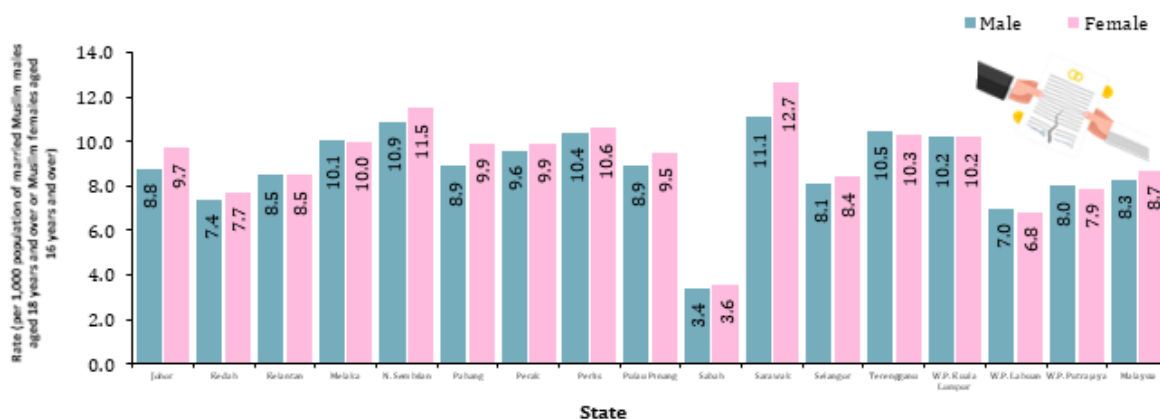
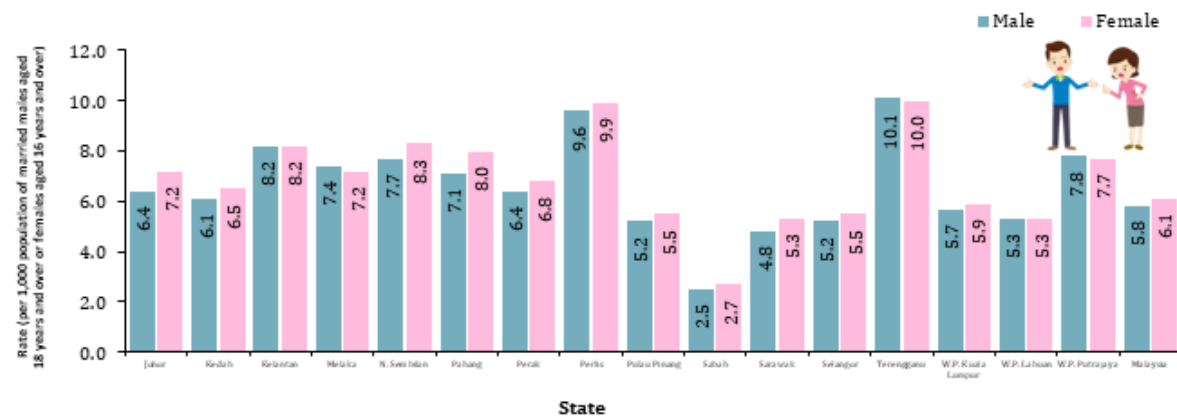
W.P.: Wilayah Persekutuan

Statistics on marriages and divorces refer to registered records in 2020

Source: Marriage and Divorce Statistics, Malaysia, 2021
Department of Statistics Malaysia



GENERAL DIVORCE RATE (GDR) FOR MUSLIM AND NON-MUSLIM, MALAYSIA, 2021



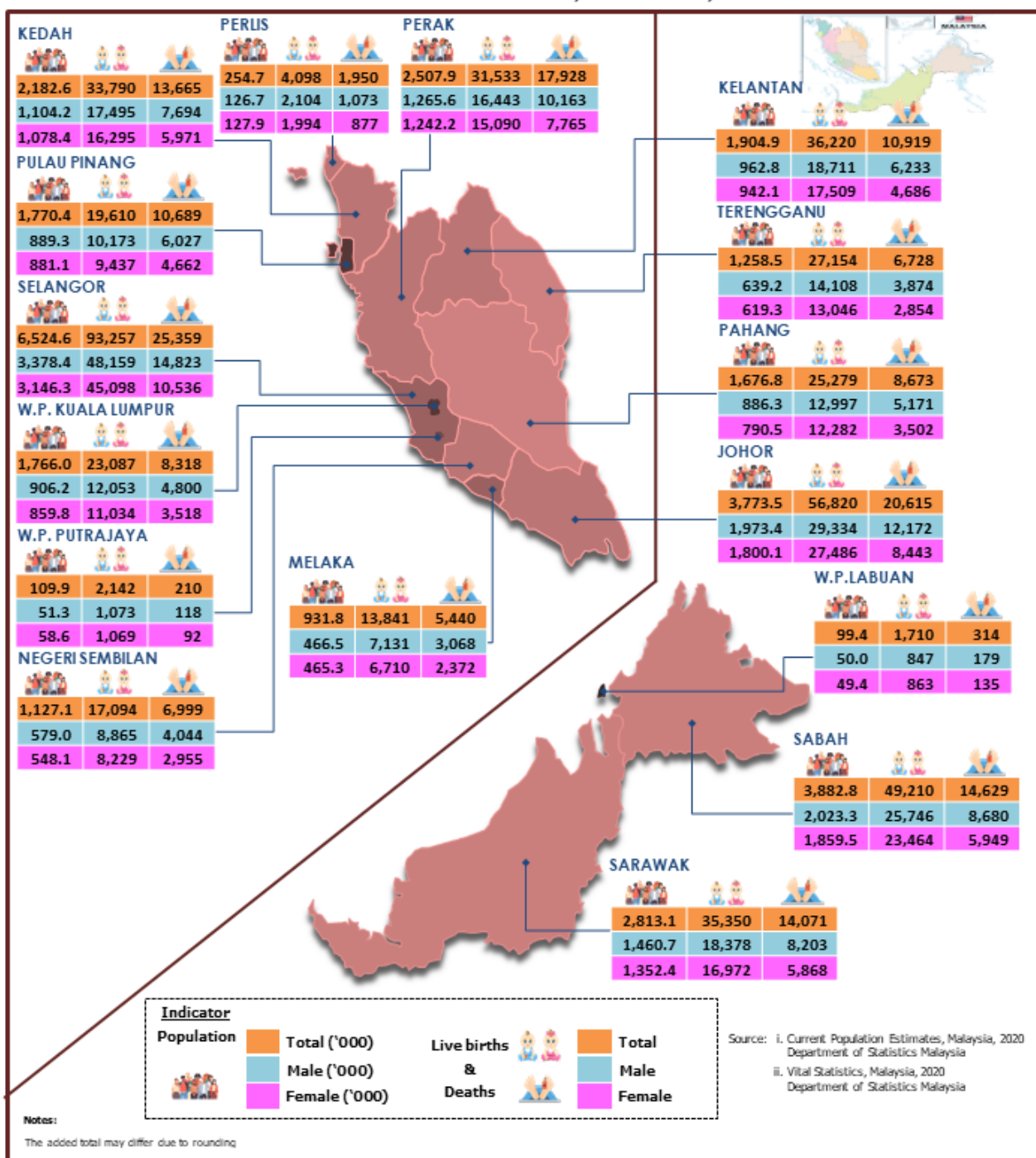
Notes:

W.P.: Wilayah Persekutuan

Statistics on marriages and divorces refer to registered records in 2020



MID-YEAR POPULATION ESTIMATES, NUMBER OF LIVE BIRTHS AND DEATHS BY STATE & SEX, MALAYSIA, 2021



Released By:

DATO' SRI DR. MOHD UZIR MAHIDIN
CHIEF STATISTICIAN MALAYSIA
DEPARTMENT OF STATISTICS, MALAYSIA

 [DrUzir_Mahidin](#)  [Dr_Uzir](#) 

03 December 2021

Contact person:

Mohd Yusrizal bin Ab. Razak
Public Relation Officer
Strategic Communication and International Division
Department of Statistics, Malaysia

Tel : +603-8885 7942

Fax : +603-8888 9248

Email : yusrizal.razak[at]dosm.gov.my

Contact person:

Baharudin Mohamad
Public Relation Officer
Strategic Communication and International Division
Department of Statistics Malaysia

Tel : +603-8090 4681

Fax : +603-8888 9248

Email : baharudin[at]dosm.gov.my

Copyright ©2025 Department of Statistics Malaysia Official Portal. All Rights Reserved.