



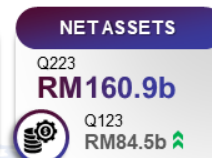
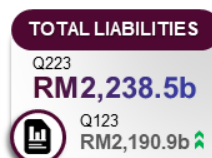
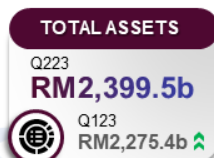
MINISTRY OF ECONOMY  
DEPARTMENT OF STATISTICS MALAYSIA

## MALAYSIA INTERNATIONAL INVESTMENT POSITION, SECOND QUARTER 2023



### MALAYSIA'S INTERNATIONAL INVESTMENT POSITION (IIP) SECOND QUARTER 2023

"Malaysia's IIP registered higher net assets position from **RM84.5 billion** to **RM160.9 billion** as at the end of second quarter 2023"



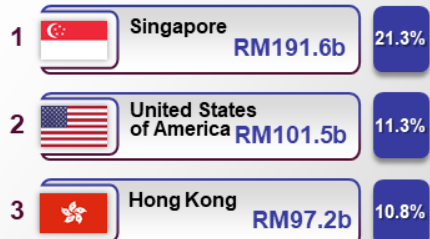
**FOREIGN DIRECT INVESTMENT (FDI)**

**RM900.0b**

**DIRECT INVESTMENT ABROAD (DIA)**

**RM652.1b**

#### TOP 3 COUNTRIES



#### TOP 3 SECTORS



Note: 1. b refers to billion  
2. (%) refers to share

Source: International Investment Position (IIP), Department of Statistics Malaysia (DOSM)

**Malaysia's International Investment Position (IIP)** registered higher net assets of RM160.9 billion as at the end of second quarter 2023 (Q1 2023: net assets RM84.5 billion). Total financial assets increased from RM2,275.4 billion in the last quarter to RM2,399.5 billion. Simultaneously, total liabilities also posted a higher value of RM2,238.5 billion as compared to RM2,190.9 billion in the previous quarter.

**Malaysia's Direct Investment Abroad (DIA)** position increased to RM652.1 billion as compared to RM617.0 billion as at the end of last quarter. This investment was mainly in Services sector which contributed 68.8 per cent (RM448.7 billion), followed by Mining & quarrying (RM76.7 billion) and Manufacturing (RM63.8 billion). The top three destinations were Singapore with a value of RM141.7 billion or 21.7 per cent, followed by Indonesia (RM69.2 billion; 10.6%) and the Netherlands (RM40.8 billion; 6.2%).

**Foreign Direct Investment (FDI)** increased by RM6.8 billion, reaching a record RM900.0 billion as at the end of second quarter 2023 (Q1 2023: RM893.2 billion). Services sector remained the largest recipient with a value of RM444.3 billion or 49.4 per cent, followed by Manufacturing (RM386.8 billion; 43.0%) and Mining & quarrying (RM43.8 billion; 4.9%). The sources for FDI position was largely from Singapore (RM191.6 billion; 21.3%), the United States of America (RM101.5 billion; 11.3%) and Hong Kong (RM97.2 billion; 10.8%).

The full publication of International Investment Position (IIP) Q2 2023 can be downloaded through [eStatistik](#) portal.

Released by:

DEPARTMENT OF STATISTICS MALAYSIA

18 August 2023

**Contact person:**

Baharudin Mohamad

Public Relation Officer

Strategic Communication and International Division

Department of Statistics Malaysia

Tel : +603-8090 4681

Fax : +603-8888 9248

Email : baharudin[at]dosm.gov.my

**Copyright ©2025 Department of Statistics Malaysia Official Portal. All Rights Reserved.**