



MINISTRY OF ECONOMY
DEPARTMENT OF STATISTICS MALAYSIA

MALAYSIA EXTERNAL TRADE STATISTICS BULLETIN, SEPTEMBER 2021



Note: 1. All changes are based on year-on-year (y-o-y) comparison.
2. The September 2021 data is provisional and subject to revision in later issues.
3. This report can be accessed through the web portal of the Department of Statistics, Malaysia (<http://www.dosm.gov.my>) under section: Latest Release

Source: Monthly External Trade Statistics, September 2021

KEY FACTS

Malaysia's total trade in September 2021 surged by 25.5 per cent, reaching RM195.5 billion as compared to RM155.8 billion in September 2020. Exports increased by 24.7 per cent to RM110.8 billion as compared to September 2020. Imports in September 2021 amounted at RM84.7 billion soared by 26.5 per cent year-on-year (y-o-y). The trade balance remained positive at RM26.1 billion with an increase of 19.1 per cent from the previous year.

On a month-on-month (m-o-m) basis, exports, imports, total trade and trade surplus recorded positive growths of 16.0 per cent, 14.2 per cent, 15.2 per cent and 22.2 per cent, respectively.

The overall performance for the third quarter (Q3) of 2021 also experienced significant increase as compared to Q3 of 2020. Exports, imports and total trade expanded by 15.8 per cent, 21.0 per cent and 18.1 per cent respectively. However, trade surplus decreased by 1.1 per cent.

A. PERFORMANCE OF EXPORTS

Malaysia's exports remained strong at RM110.8 billion jumped by 24.7 per cent y-o-y. Domestic exports and re-exports both contributed to the growth. Domestic exports stood at RM87.7 billion and contributed 79.1 per cent to total exports, grew by 22.4 per cent. Similarly, re-exports which was valued at RM23.2 billion, grew by 34.1 per cent y-o-y. In comparison to August 2021, exports went up 16.0 per cent or RM15.2 billion. Analysis of the seasonally adjusted terms m-o-m, exports increased by 14.4 per cent or RM14.1 billion to RM111.8 billion.

Chart 1: Domestic Exports, Re-Exports (RM billion) and Annual Change (%)

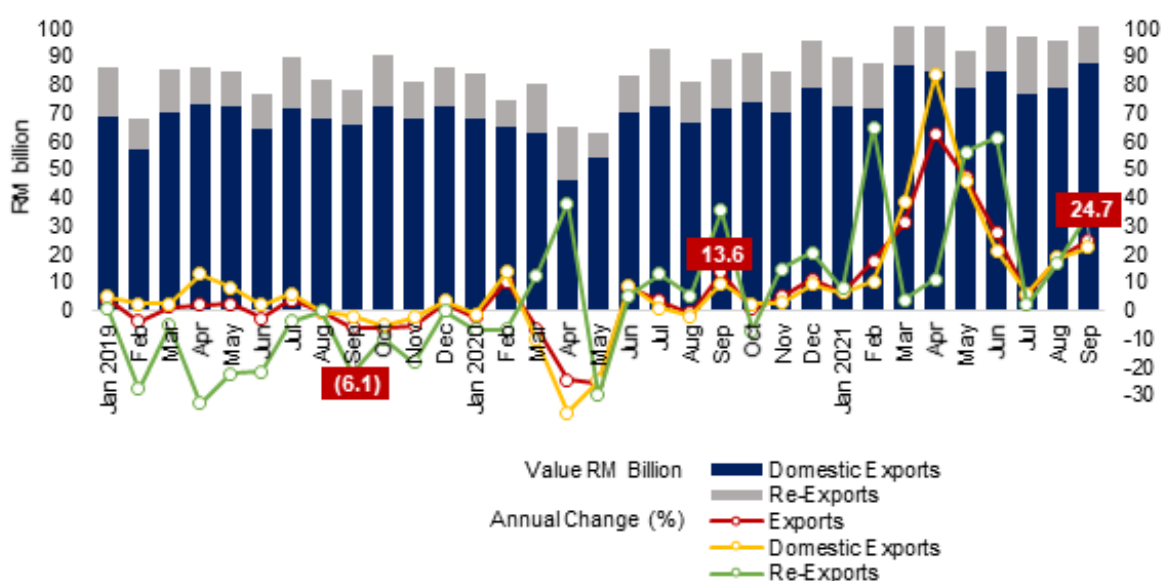
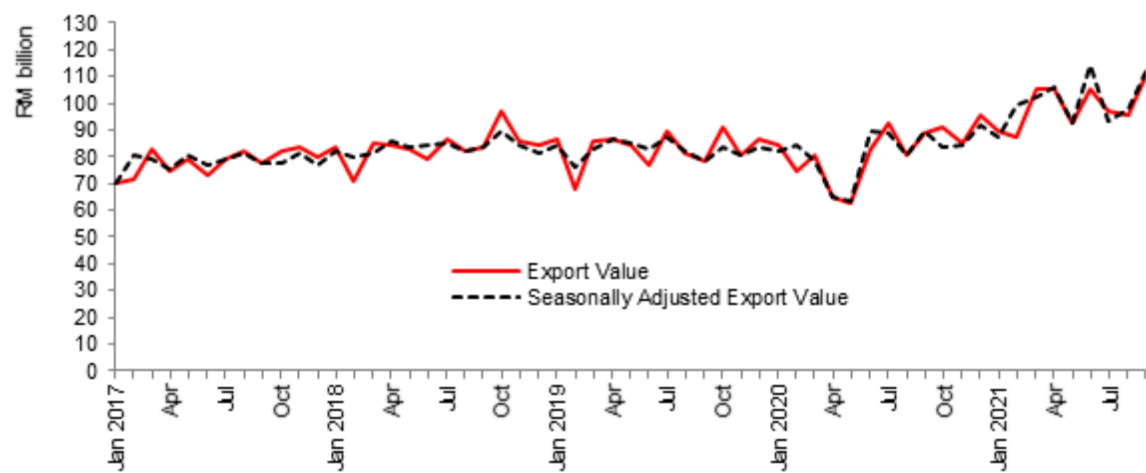


Chart 2: Actual Export Value and Seasonally Adjusted Export Value, RM billion



B. PERFORMANCE OF IMPORTS

Malaysia's imports in September 2021 totaled RM84.7 billion, continued to register a growth of 26.5 per cent or RM17.7 billion. On a m-o-m basis, imports grew 14.2 per cent or RM10.5 billion. Based on seasonally adjusted terms, imports increased 15.7 per cent to RM84.0 billion.

On a y-o-y basis, imports by end use registered an increase with the rise of the intermediate goods, capital goods and consumption goods.

Chart 3: Imports, Value (RM billion) and Annual Change (%)

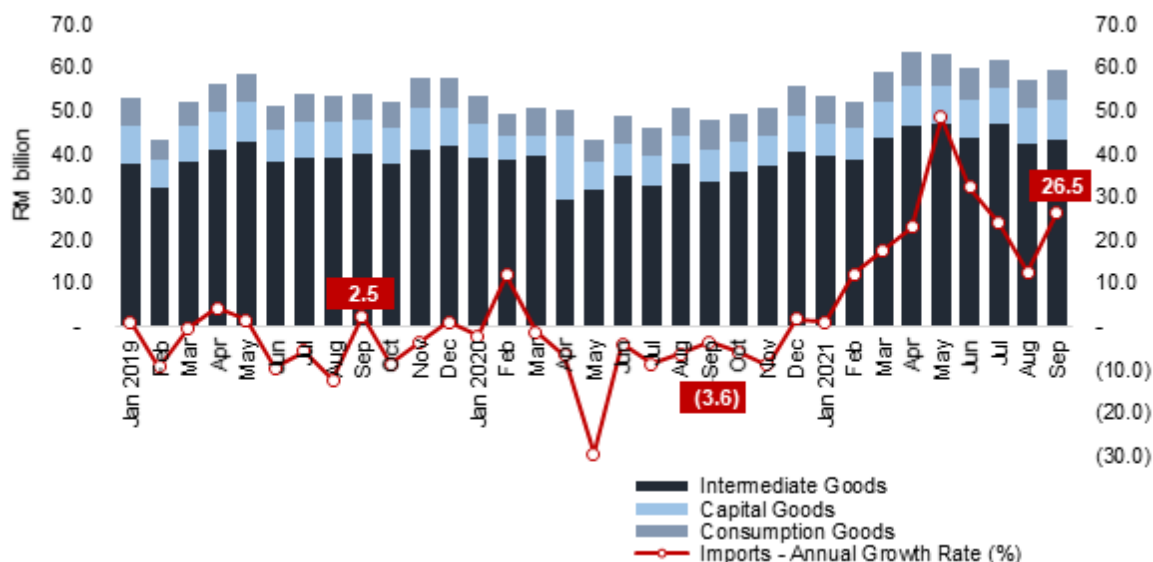
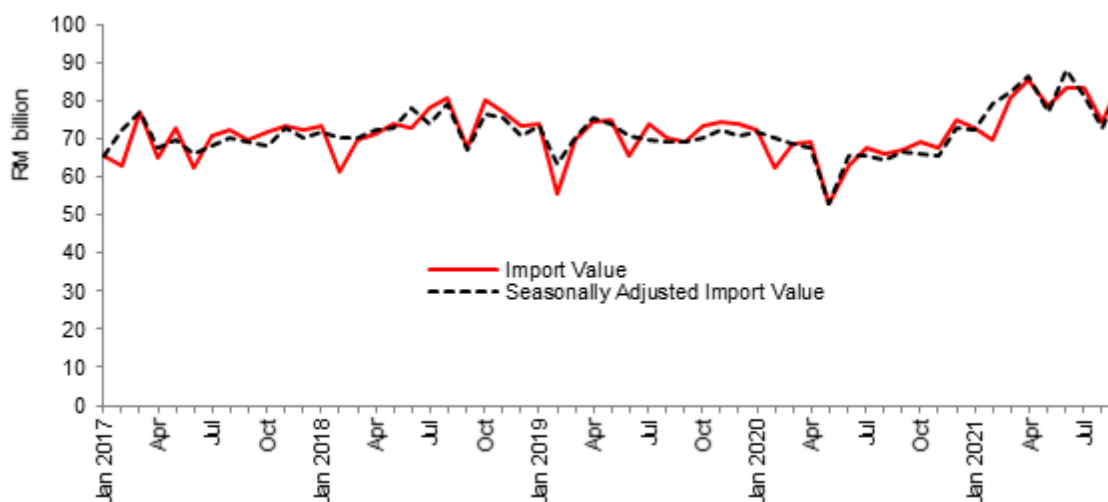


Chart 4: Actual Import Value and Seasonally Adjusted Import Value, RM billion



Download full article [here](#)

Download: [Appendix here](#)

#Notes:

1. The September 2021 data is provisional and subject to revision in later issues.
2. This report can be accessed through the web portal of the Department of Statistics, Malaysia (<https://www.dosm.gov.my>) under section: Latest Release.

Released By:

DATO' SRI DR. MOHD UZIR MAHIDIN
CHIEF STATISTICIAN MALAYSIA
DEPARTMENT OF STATISTICS, MALAYSIA



DrUzir_Mahidin



Dr_Uzir

#myHariBulan# #myBulan# #myTahun#

Contact person:

Mohd Yusrizal Ab Razak
Public Relation Officer
Strategic Communication and International Division
Department of Statistics, Malaysia
Tel : +603-8885 7942
Fax : +603-8888 9248
E-mail : yusrizal.razak[at]dosm.gov.my

Contact person:

Baharudin Mohamad
Public Relation Officer
Strategic Communication and International Division
Department of Statistics Malaysia
Tel : +603-8090 4681
Fax : +603-8888 9248
Email : baharudin[at]dosm.gov.my

Copyright ©2025 Department of Statistics Malaysia Official Portal. All Rights Reserved.