



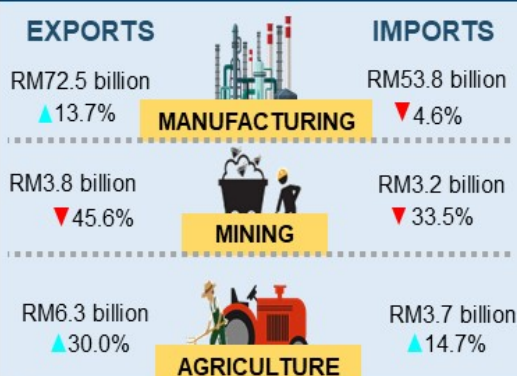
MINISTRY OF ECONOMY  
DEPARTMENT OF STATISTICS MALAYSIA

MALAYSIA EXTERNAL TRADE STATISTICS BULLETIN, JUNE 2020

**IMPORTS AND EXPORTS PERFORMANCE, JUNE 2020**



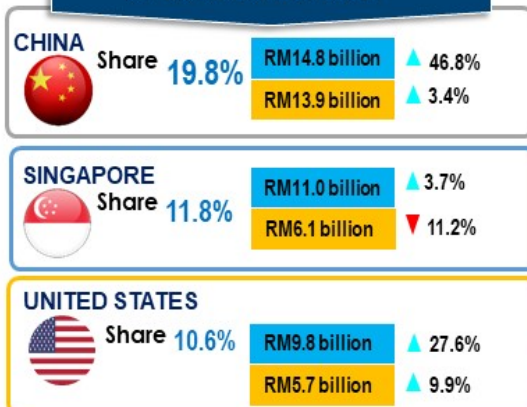
**EXPORTS AND IMPORTS BY SECTOR**



**IMPORTS BY END USE & BEC**



**TOP 3 TRADING PARTNERS**



**TRADE WITH ASEAN**



▲ ▼ All changes are based on year-on-year (y-o-y) comparison

- # Note :
- The June 2020 data is provisional and subject to revision in later issues.
  - This report can be accessed through the web portal of the Department of Statistics, Malaysia (<http://www.dosm.gov.my>) under section: Latest Release

## KEY FACTS

Malaysia's trade amounted RM144.8 billion, rebounded to record positive growth in June 2020, expanding by 2.2 per cent compared to the same month last year. On a month-on-month (m-o-m) basis, total trade recorded a double-digit growth of 26.0 per cent. Exports in June 2020 rebounded by 8.8 per cent to RM82.9 billion from a decline of 25.5 per cent in May 2020. This growth was the highest since November 2018. In contrast, imports was valued at RM62.0 billion, declined by 5.6 per cent year-on-year (y-o-y).

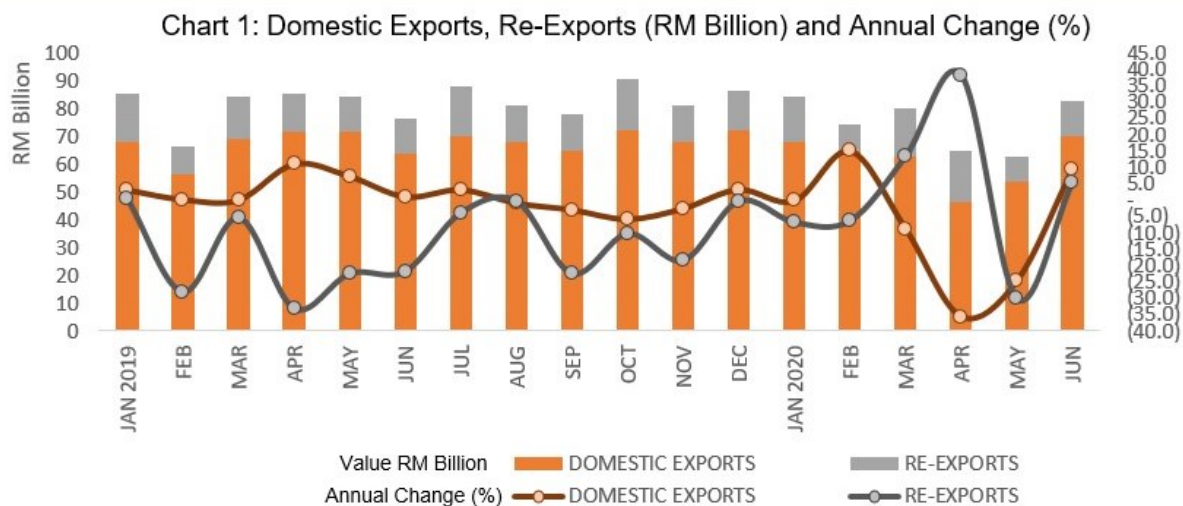
Trade surplus widened by 98.7 per cent to RM20.9 billion, the largest trade surplus ever recoded thus far. It also increased by 101.1 per cent from RM10.4 billion when compared to the previous month.

### A. EXPORTS

- Exports in June 2020 was valued at RM82.9 billion, an increase of 8.8 per cent y-o-y, outpacing imports growth for two consecutive months. On a m-o-m basis, it posted a double-digit growth of 32.3 per cent from RM62.6 billion.
- Exports for the second quarter (Q2) of 2020 was lower by 14.3 per cent to RM210.3 billion compared to the same period in 2019. Compared to the first quarter (Q1) 2020, exports also declined by 11.9 per cent from RM238.7 billion.
- For the first six months of 2020, exports declined by 6.8 per cent to RM449.0 billion compared to the same period in 2019.
- Higher exports in June 2020 was recorded to China, the United States and Hong Kong. However, exports to India decreased.
- Exports of manufactured goods which constituted 87.5 per cent of total exports, grew by 13.7 per cent to RM72.5 billion compared to the same month a year ago. Exports of agriculture goods which represented 7.6 per cent of Malaysia's exports increased 30.0 per cent to RM6.3 billion y-o-y. Meanwhile, exports of mining goods declined 45.6 per cent to RM3.8 billion, and accounting for 4.6 per cent of Malaysia's exports.

Table 1: Exports, Domestic Exports, Re-Exports (RM Million) and Annual Change (%)

Period	Value			Annual Change (%)		
	Exports	Domestic Exports	Re-exports	Exports	Domestic Exports	Re-exports
2019 (JAN-JUN)	481,499	400,172	81,327	(0.7)	3.9	(18.6)
2020 (JAN-JUN)	448,987	365,421	83,566	(6.8)	(8.7)	2.8
<b>2019</b>						
JAN	85,400	67,942	17,457	2.6	3.2	0.4
FEB	66,599	56,149	10,451	(5.6)	0.2	(28.0)
MAR	84,063	68,837	15,226	(0.9)	0.1	(5.3)
APR	85,155	71,697	13,458	0.6	11.1	(33.1)
MAY	84,138	71,634	12,505	1.5	7.3	(22.4)
JUN	76,143	63,914	12,230	(3.4)	1.1	(21.7)
JUL	87,958	70,071	17,887	1.7	3.2	(3.9)
AUG	81,357	67,921	13,436	(0.8)	(0.9)	(0.3)
SEP	77,721	65,026	12,696	(6.7)	(2.9)	(22.4)
OCT	90,594	72,078	18,516	(6.7)	(5.8)	(10.2)
NOV	80,872	67,867	13,005	(5.5)	(2.5)	(18.4)
DEC	86,375	72,045	14,329	2.7	3.3	(0.3)
<b>2020</b>						
JAN	84,114	67,833	16,281	(1.5)	(0.2)	(6.7)
FEB	74,451	64,662	9,789	11.8	15.2	(6.3)
MAR	80,119	62,854	17,265	(4.7)	(8.7)	13.4
APR	64,787	46,183	18,604	(23.9)	(35.6)	38.2
MAY	62,650	53,904	8,745	(25.5)	(24.7)	(30.1)
JUN	82,867	69,985	12,882	8.8	9.5	5.3



## B. IMPORTS

- Malaysia's imports in June 2020 stood at RM62.0 billion, shrank by 5.6 per cent or RM3.7 billion compared to June 2019. This was the 4th consecutive month of decrease since March 2020 but at a smaller magnitude as compared to May 2020. However, compared to the previous month, imports increased 18.6 per cent from RM52.3 billion.
- Imports in Q2 2020 was valued at RM182.7 billion, declined by 15.1 per cent compared to RM215.0 billion in Q2 2019. Compared to the Q1 2020, it also declined by 9.4 per cent.
- In January to June 2020, Malaysia's imports contracted by 7.2 per cent to RM384.4 billion compared to the same period in 2019.
- Lower imports in June 2020 were recorded from the European Union, Singapore, Thailand, Republic of Korea and Saudi Arabia. However, imports increased from the United States and China.
- Imports of mining goods and manufactured goods declined by 33.5 per cent to RM3.2 billion and 4.6 per cent to RM53.8 billion respectively. Meanwhile, imports of agriculture goods registered a growth of 14.7 per cent to RM3.7 billion.
- Imports by end use registered a decline for intermediate goods, meanwhile capital goods and consumption goods increased. Imports of intermediate goods decreased by 10.8 per cent to RM34.1 billion. Capital goods grew by 2.8 per cent to RM7.3 billion and consumption goods expanded by 9.0 per cent to RM6.1 billion.

Table 6: Imports, Value (RM Million) and Annual Change (%)

Period	Value RM Million	Annual Change (%)
<b>2019 (JAN-JUN)</b>	<b>414,147</b>	<b>(2.0)</b>
<b>2020 (JAN-JUN)</b>	<b>384,376</b>	<b>(7.2)</b>
<b>2019</b>		
JAN	73,886	0.9
FEB	55,543	(9.6)
MAR	69,679	(0.3)
APR	74,346	4.2
MAY	75,063	1.4
JUN	65,631	(9.8)
JUL	73,682	(6.0)
OGO	70,461	(12.5)
SEP	69,367	2.4
OCT	73,268	(8.7)
NOV	74,261	(3.6)
DEC	73,880	1.0
<b>2020</b>		
JAN	72,081	(2.4)
FEB	61,832	11.3
MAR	67,805	(2.7)
APR	68,420	(8.0)
MAY	52,263	(30.4)
JUN	61,975	(5.6)

Chart 2: Imports, Value (RM Billion) and Annual Change (%)



Download full article [here](#)

Download: [Appendix here](#)

#### #Notes:

1. The Jun 2020 data is provisional and subject to revision in later issues.
2. This report can be accessed through the web portal of the Department of Statistics, Malaysia (<https://www.dosm.gov.my>) under section: Latest Release.

#### Released By:

**DATO' SRI DR. MOHD UZIR MAHIDIN**  
**CHIEF STATISTICIAN MALAYSIA**  
**DEPARTMENT OF STATISTICS, MALAYSIA**

 [DrUzir\\_Mahidin](#)  [Dr\\_Uzir](#) 

**28 JULY 2020**

#### Contact person:

Mohd Yusrizal Ab Razak  
Public Relation Officer  
Strategic Communication and International Division  
Department of Statistics, Malaysia  
Tel : +603-8885 7942  
Fax : +603-8888 9248  
E-mail : [yusrizal.razak\[at\]dosm.gov.my](mailto:yusrizal.razak[at]dosm.gov.my)

#### Contact person:

Baharudin Mohamad  
Public Relation Officer  
Strategic Communication and International Division  
Department of Statistics Malaysia  
Tel : +603-8090 4681  
Fax : +603-8888 9248  
Email : baharudin[at]dosm.gov.my

**Copyright ©2025 Department of Statistics Malaysia Official Portal. All Rights Reserved.**