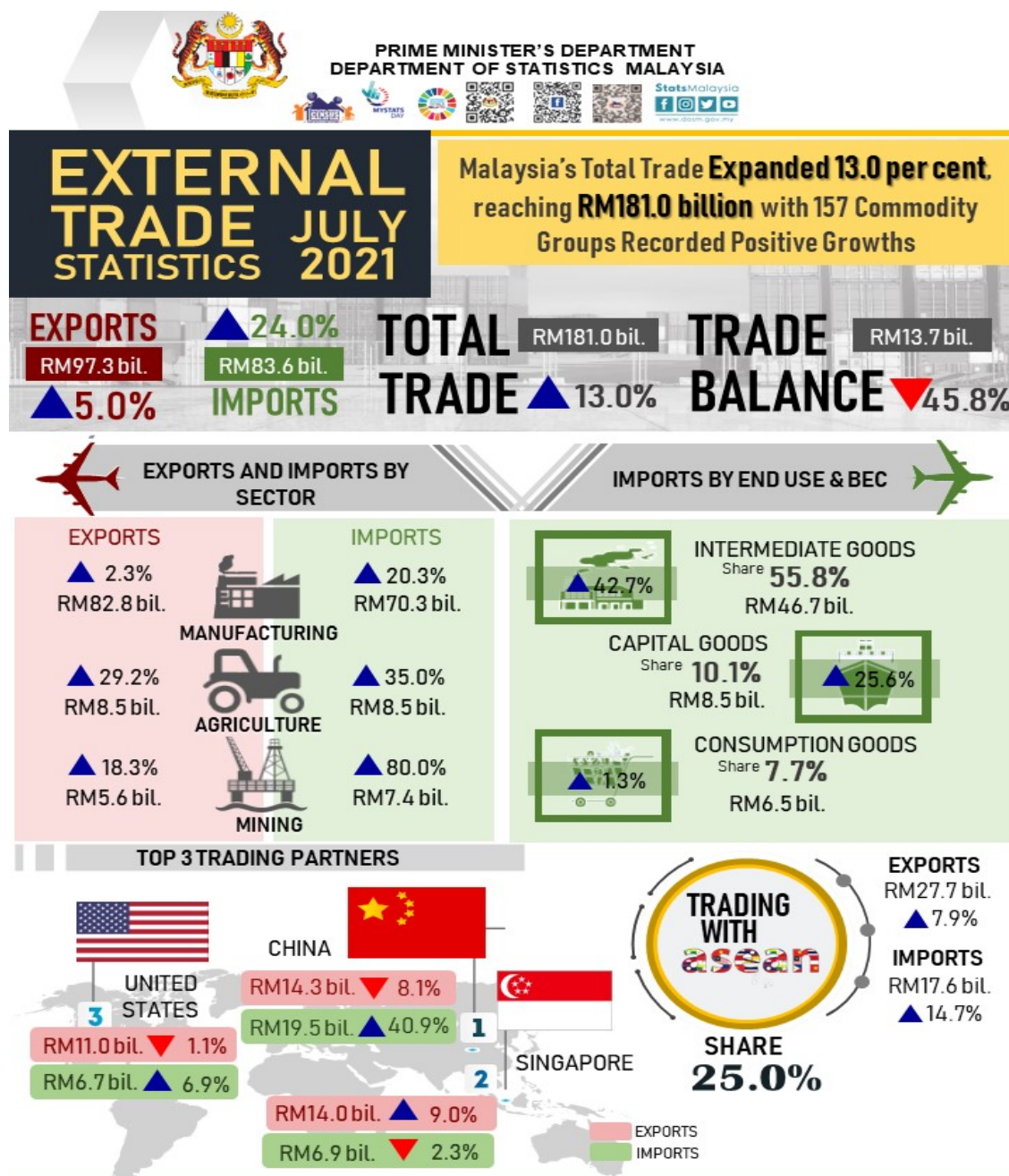




MINISTRY OF ECONOMY  
DEPARTMENT OF STATISTICS MALAYSIA

## MALAYSIA EXTERNAL TRADE STATISTICS BULLETIN, JULY 2021



## KEY FACTS

Malaysia's trade maintained its upward trend in July 2021 with total trade expanding by 13.0 per cent, reaching RM181.0 billion as compared to RM160.1 billion in July 2020. Exports continued to increase by 5.0 per cent to RM97.3 billion compared to July 2020. Imports rose by 24.0 per cent year-on-year (y-o-y) in July 2021 amounted at RM83.6 billion. Trade balance recorded a surplus of RM13.7 billion with a decrease of 45.8 per cent compared to the same period last year.

In comparison to June 2021, imports recorded positive growths of 0.5 per cent, while exports, total trade and trade balance contracted by 7.7 per cent, 4.1 per cent and 38.5 per cent, respectively.

### A. PERFORMANCE OF EXPORTS

Malaysia's exports was recorded at RM97.3 billion, increased by 5.0 per cent y-o-y. The increase was driven by both domestic exports and re-exports. Domestic exports stood at RM76.6 billion and contributed 78.7 per cent to total exports, grew by 5.9 per cent. On the same note, re-exports with a value of RM20.7 billion, grew by 2.0 per cent y-o-y. In comparison to June 2021, exports fell by 7.7 per cent or RM8.2 billion. Analysis of the seasonally adjusted terms m-o-m, exports decreased by 18.6 per cent or RM21.3 billion to RM93.3 billion.

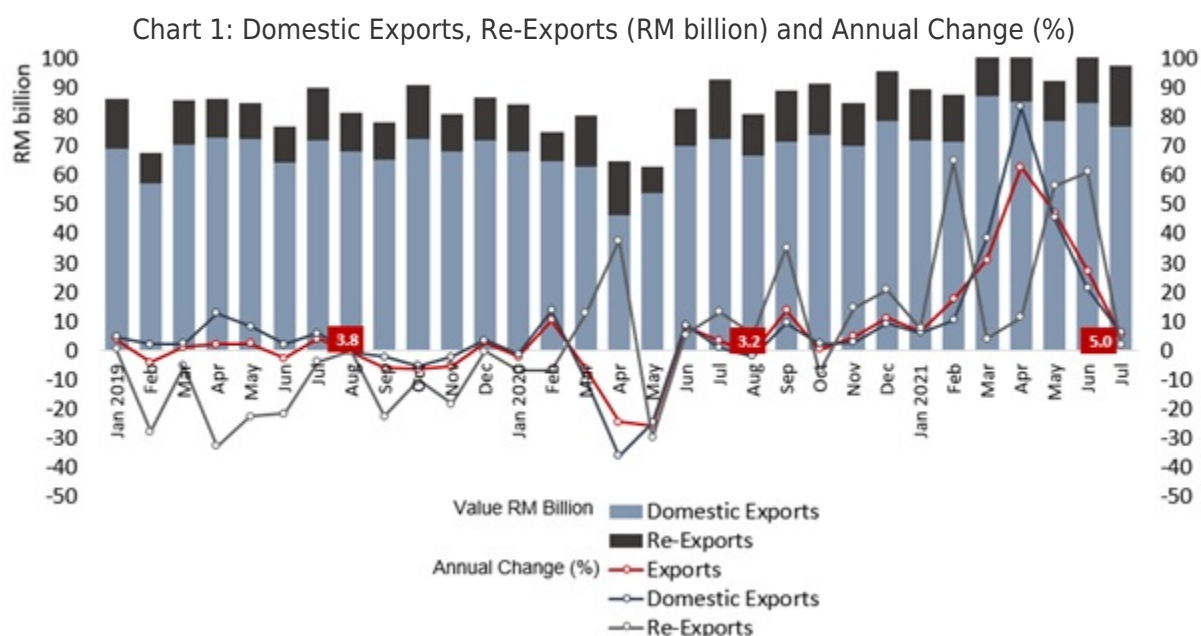
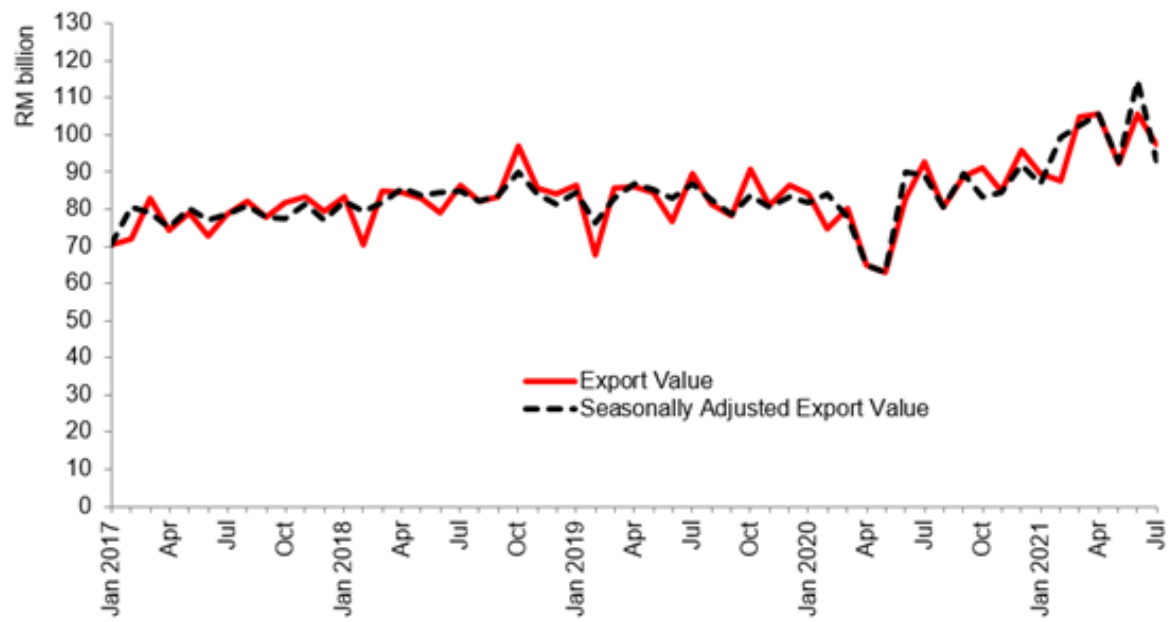


Chart 2: Actual Export Value and Seasonally Adjusted Export Value, RM billion



## B. PERFORMANCE OF IMPORTS

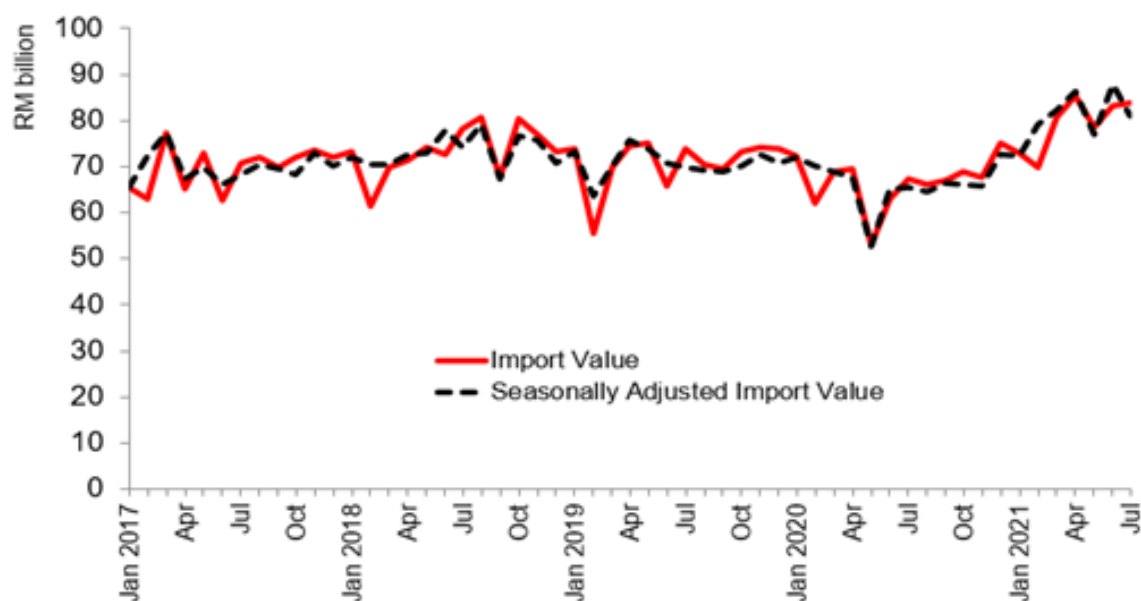
Malaysia's imports in July 2021 totalled RM83.6 billion, continued to register a growth of 24.0 per cent or RM16.2 billion. On a m-o-m basis, imports grew 0.5 per cent or RM406.9 million. Based on seasonally adjusted terms, imports decreased 7.7 per cent to RM81.1 billion.

On a y-o-y basis, imports by end use registered an increase with the growth in the intermediate goods, capital goods and consumption goods.

Chart 3: Imports, Value (RM billion) and Annual Change (%)



Chart 4: Actual Import Value and Seasonally Adjusted Import Value, RM billion



Download full article [here](#)

Download: [Appendix here](#)

### #Notes:

1. The July 2021 data is provisional and subject to revision in later issues.
2. This report can be accessed through the web portal of the Department of Statistics, Malaysia

(<https://www.dosm.gov.my>) under section: Latest Release.

**Released By:**

**DATO' SRI DR. MOHD UZIR MAHIDIN**  
**CHIEF STATISTICIAN MALAYSIA**  
**DEPARTMENT OF STATISTICS, MALAYSIA**

 **DrUzir\_Mahidin**     **Dr\_Uzir**

**#myHariBulan# #myBulan# #myTahun#**

**Contact person:**

Mohd Yusrizal Ab Razak  
Public Relation Officer  
Strategic Communication and International Division  
Department of Statistics, Malaysia  
Tel : +603-8885 7942  
Fax : +603-8888 9248  
E-mail : [yusrizal.razak\[at\]dosm.gov.my](mailto:yusrizal.razak[at]dosm.gov.my)

**Contact person:**

Baharudin Mohamad  
Public Relation Officer  
Strategic Communication and International Division  
Department of Statistics Malaysia  
Tel : +603-8090 4681  
Fax : +603-8888 9248  
Email : [baharudin\[at\]dosm.gov.my](mailto:baharudin[at]dosm.gov.my)

**Copyright ©2025 Department of Statistics Malaysia Official Portal. All Rights Reserved.**