



MINISTRY OF ECONOMY
DEPARTMENT OF STATISTICS MALAYSIA

MALAYSIA EXTERNAL TRADE STATISTICS BULLETIN, AUGUST 2021



KEY FACTS

Malaysia's trade performance continued the growth momentum in August 2021 with trade increasing by 15.7 per cent from RM146.7 billion in August 2020 to RM169.8 billion. Exports registered a faster growth than imports, expanding by 18.4 per cent to RM95.6 billion as compared to August 2020. This was the twelfth consecutive month of year-on-year (y-o-y) expansion since September 2020. Imports increased by 12.5 per cent to RM74.2 billion and trade surplus surged by 44.7 per cent to RM21.4 billion.

In comparison to July 2021, total trade, exports and imports contracted by 6.1 per cent, 1.8 per cent and 11.2 per cent, respectively. Meanwhile trade surplus grew by 55.5 per cent.

A. PERFORMANCE OF EXPORTS

Malaysia's exports which was valued at RM95.6 billion, registered double-digit growth of 18.4 per cent y-o-y. The growth in exports was supported by both domestic exports and re-exports. Domestic exports stood at RM79.1 billion and contributed 82.7 per cent to total exports, expanded by 18.7 per cent. On the same note, re-exports with a value of RM16.5 billion, grew by 16.7 per cent y-o-y. As compared with July 2021, exports fell by 1.8 per cent or RM1.7 billion. Analysis of the seasonally adjusted terms month on month (m-o-m), exports increased by 4.7 per cent or RM4.4 billion to RM97.7 billion.

Chart 1: Domestic Exports, Re-Exports (RM billion) and Annual Change (%)

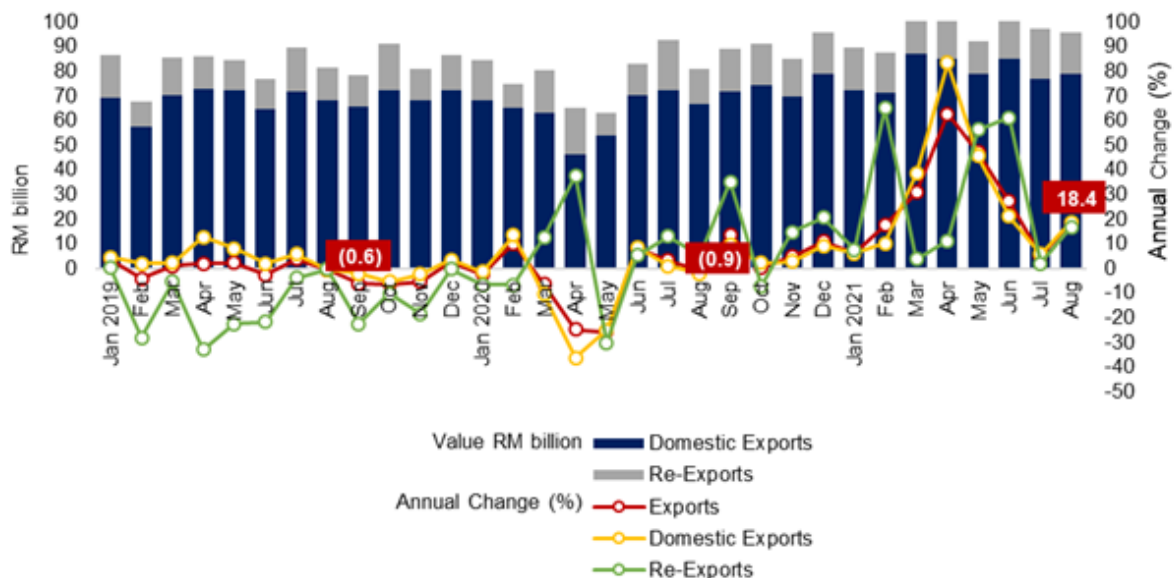
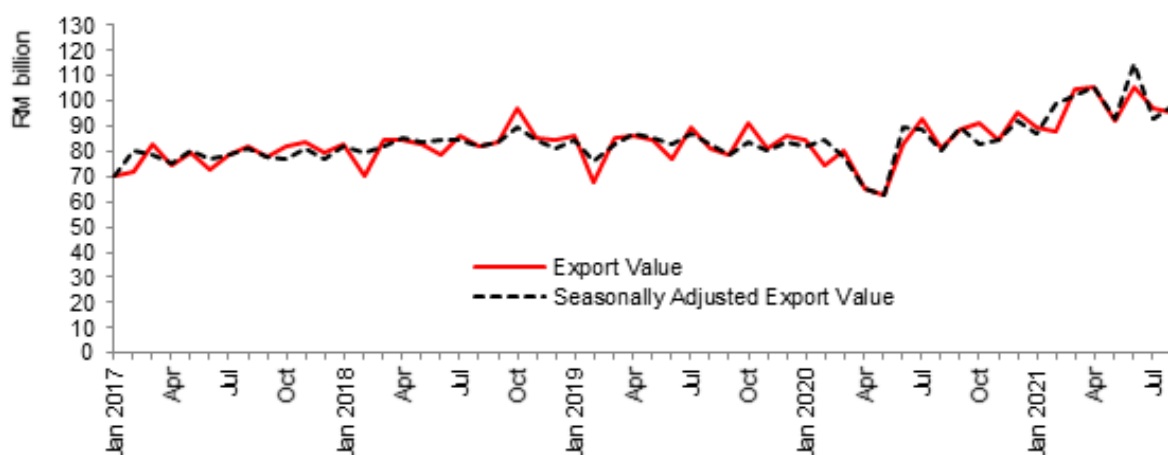


Chart 2: Actual Export Value and Seasonally Adjusted Export Value, RM billion



B. PERFORMANCE OF IMPORTS

Malaysia's imports in August 2021 totaled RM74.2 billion, continued to register a growth of 12.5 per cent or RM8.2 billion. As compared with July 2021, imports dropped 11.2 per cent or RM9.4 billion. Analysis of the seasonally adjusted terms m-o-m, imports decreased 10.4 per cent or RM8.4 billion to RM72.6 billion. Imports by end use registered a positive growth with the increase in the intermediate goods and capital goods, while consumption goods decreased.

Chart 3: Imports, Value (RM billion) and Annual Change (%)

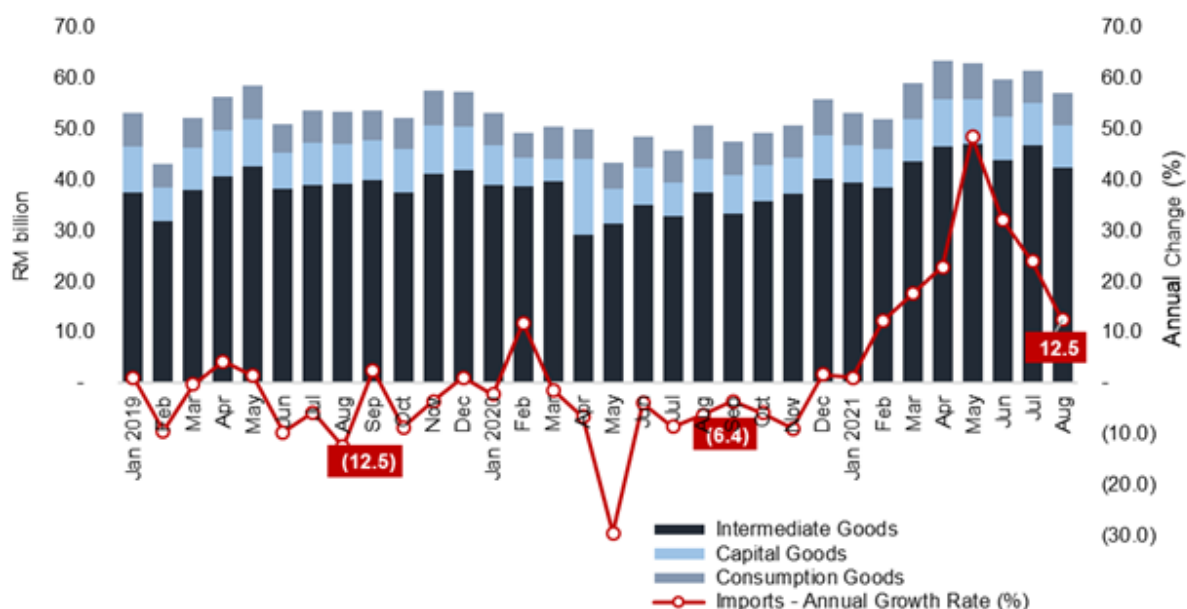
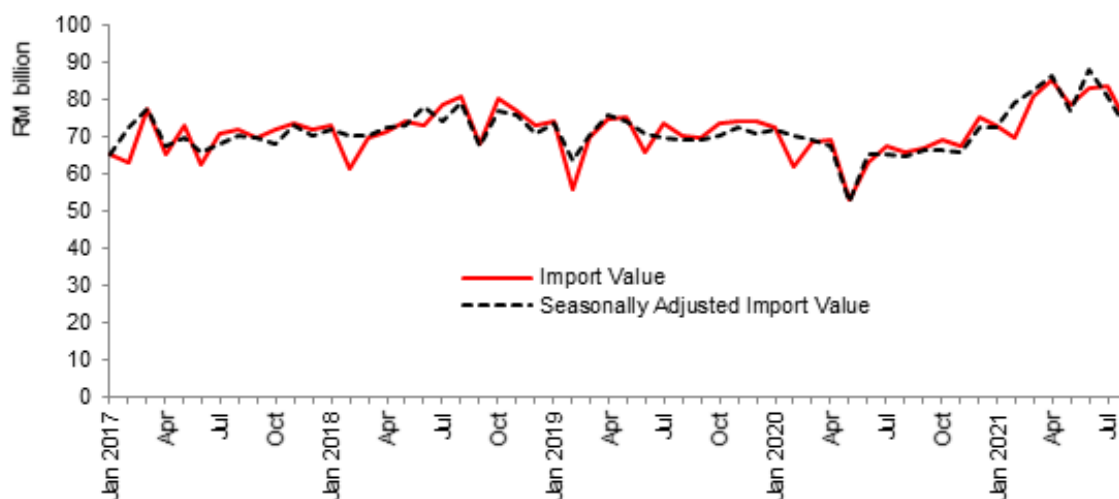


Chart 4: Actual Import Value and Seasonally Adjusted Import Value, RM billion



Download full article [here](#)

Download: [Appendix here](#)

#Notes:

1. The August 2021 data is provisional and subject to revision in later issues.
2. This report can be accessed through the web portal of the Department of Statistics, Malaysia (<https://www.dosm.gov.my>) under section: Latest Release.

Released By:

DATO' SRI DR. MOHD UZIR MAHIDIN
CHIEF STATISTICIAN MALAYSIA
DEPARTMENT OF STATISTICS, MALAYSIA

 **DrUzir_Mahidin**   **Dr_Uzir**

#myHariBulan# #myBulan# #myTahun#

Contact person:

Mohd Yusrizal Ab Razak
Public Relation Officer
Strategic Communication and International Division
Department of Statistics, Malaysia
Tel : +603-8885 7942
Fax : +603-8888 9248
E-mail : yusrizal.razak[at]dosm.gov.my

Contact person:

Baharudin Mohamad
Public Relation Officer
Strategic Communication and International Division
Department of Statistics Malaysia
Tel : +603-8090 4681
Fax : +603-8888 9248
Email : baharudin[at]dosm.gov.my

Copyright ©2026 Department of Statistics Malaysia Official Portal. All Rights Reserved.