



MINISTRY OF ECONOMY
DEPARTMENT OF STATISTICS MALAYSIA

MALAYSIA EXTERNAL TRADE INDICES, OCTOBER 2020



DEPARTMENT OF STATISTICS MALAYSIA



StatsMalaysia
www.dosm.gov.my

OCTOBER 2020 EXTERNAL TRADE INDICES

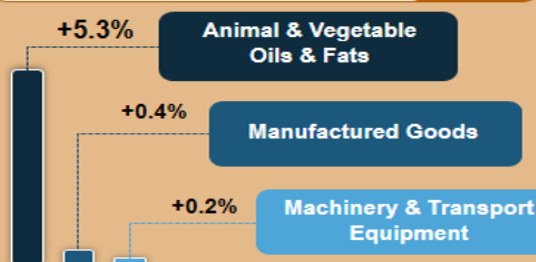
The export unit value index grew 0.2% while the import unit value index declined 0.2%.

EXPORTS

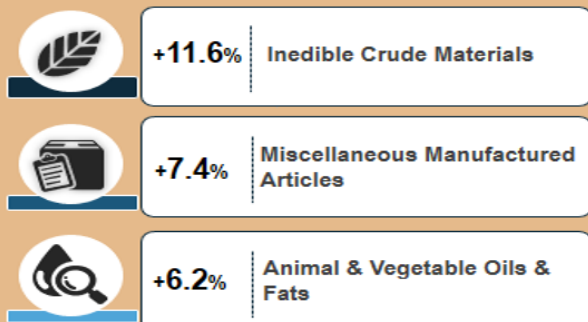
VALUE RM BILLION ▲2.4%

SEP 88.9 OCT 91.1

UNIT VALUE INDEX ▲0.2%



VOLUME INDEX ▲2.2%

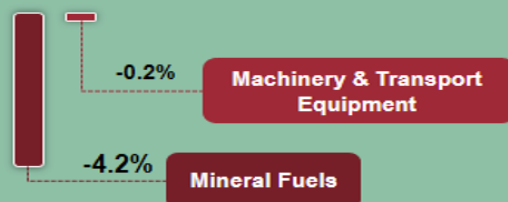


IMPORTS

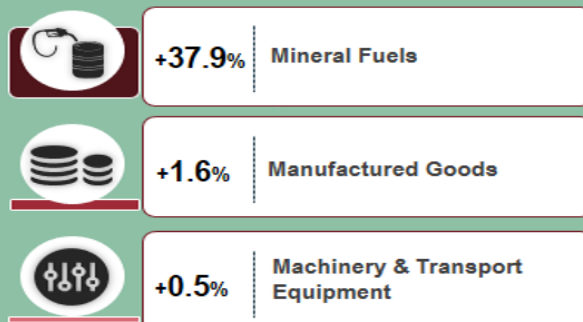
VALUE RM BILLION ▲2.9%

SEP 67.0 OCT 68.9

UNIT VALUE INDEX ▼0.2%



VOLUME INDEX ▲3.2%



TERMS OF TRADE ▲0.4%

+1.2% Mineral Fuels

+1.2% Animal & Vegetable Oils & Fats

+0.4% Machinery & Transport Equipment

All changes are based on month-on-month comparison.

External Trade Indices, October 2020

Exports

On a month-on-month basis, the **export unit value index** posted a positive growth at 0.2% from 110.5 points to 110.7 points in October 2020, which was due to the increases in the index of animal & vegetable oils & fats (+5.3%), manufactured goods (+0.4%) and machinery & transport equipment (+0.2%). Similarly, the **export volume index** also showed an increase of 2.2% from 151.3 points to 154.6 points which was contributed by the rise in the index of inedible crude materials (+11.6%), miscellaneous manufactured articles (+7.4%) and animal & vegetable oils & fats (+6.2%). The seasonally adjusted **export volume index** registered a drop of 6.8% from 155.2 points to 144.6 points.

When compared to the previous year, the **export unit value index** dropped 4.7% while the **export volume index** rose 5.2%.

Imports

In October 2020, the **import unit value index** slipped from 112.6 points to 112.4 points, decreased 0.2% compared with the previous month. The deterioration was due to the decreases in the index of mineral fuels (-4.2%) and machinery & transport equipment (-0.2%). Nevertheless, the **import volume index** grew 3.2% to 139.4 points as against 135.2 points in September 2020. The growth was contributed by the increases in the index of mineral fuels (+37.9%), manufactured goods (+1.6%) and machinery & transport equipment (+0.5%). The seasonally adjusted **import volume index** in October 2020 declined 0.6% from 135.3 points to 134.6 points.

On a year-on-year basis, both the **import unit value** and **volume indices** declined 4.2% and 1.9% respectively.

Terms of trade

Malaysia's **terms of trade** showed a growth of 0.4% month-on-month from 98.1 points to 98.5 points in October 2020. On a year-on-year basis, Malaysia's **terms of trade** remained negative at 0.5% from 99.1 points.

For more details, please refer to the Department's portal: www.dosm.gov.my

*Notes:

The October 2020 data is provisional and subject to revision in later issues.

Released By:

DATO' SRI DR. MOHD UZIR MAHIDIN
CHIEF STATISTICIAN MALAYSIA
DEPARTMENT OF STATISTICS, MALAYSIA



DrUzir_Mahidin



dr_uzir

4 DECEMBER 2020

Contact person:

Mohd Yusrizal Ab Razak

Public Relation Officer
Strategic Communication and International Division
Department of Statistics, Malaysia
Tel : +603-8885 7942
Fax : +603-8888 9248
E-mail : yusrizal.razak[at]dosm.gov.my

Contact person:

Baharudin Mohamad
Public Relation Officer
Strategic Communication and International Division
Department of Statistics Malaysia
Tel : +603-8090 4681
Fax : +603-8888 9248
Email : baharudin[at]dosm.gov.my

Copyright ©2025 Department of Statistics Malaysia Official Portal. All Rights Reserved.