



MINISTRY OF ECONOMY  
DEPARTMENT OF STATISTICS MALAYSIA

MALAYSIA EXTERNAL TRADE INDICES, NOVEMBER 2021\*



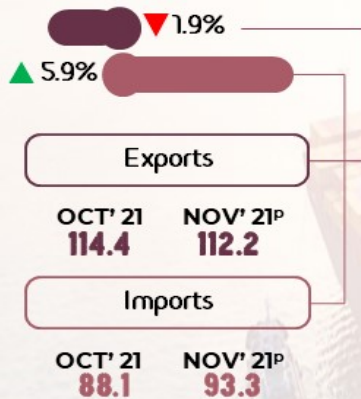
PRIME MINISTER'S DEPARTMENT  
DEPARTMENT OF STATISTICS MALAYSIA



EXTERNAL TRADE INDICES, NOVEMBER 2021

**Both export & import unit value indices remained positive at 1.3% and 1.0%, respectively**

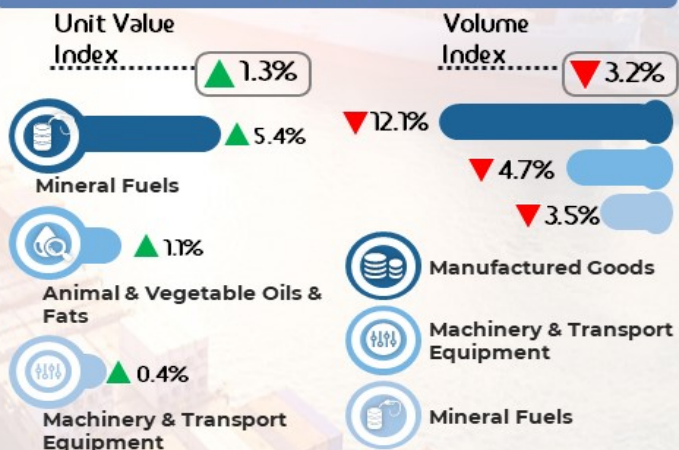
VALUE (RM BILLION)



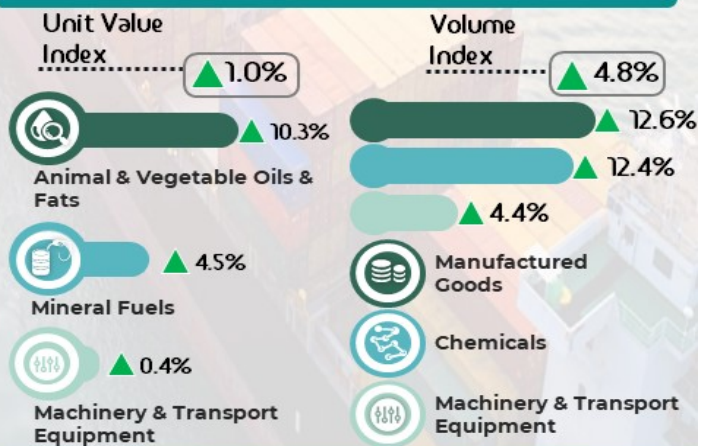
TERMS OF TRADE



EXPORTS



IMPORTS



All changes are based on month-on-month comparison.

Source: External Trade Indices, November 2021  
Department of Statistics Malaysia

## **Exports**

The **export unit value index** grew 1.3 per cent in November 2021 as compared with the previous month, contributed by the increases in the index of mineral fuels (+5.4%), animal & vegetable oils & fats (+1.1%) and machinery & transport equipment (+0.4%). Meanwhile, the **export volume index** fell 3.2 per cent in the same month, reflected by the deterioration in index of manufactured goods (-12.1%), machinery & transport equipment (-4.7%) and mineral fuels (-3.5%). The seasonally adjusted **export volume index** rose 6.3 per cent from 152.6 points to 162.2 points.

On annual comparison, both **export unit value** and **volume index** grew 16.8 per cent and 13.5 per cent, respectively.

## **Imports**

The **import unit value index** also grew 1.0 per cent in November 2021 as compared with the previous month, attributed to the increases in the index of animal & vegetable oils & fats (+10.3%), mineral fuels (+4.5%) and machinery & transport equipment (+0.4%). Likewise, the **import volume index** increased by 4.8 per cent in November 2021 as compared to the preceding month, contributed by the increases in the index of manufactured goods (+12.6%), chemicals (+12.4%) and machinery & transport equipment (+4.4%). The seasonally adjusted **import volume index** in November 2021 recorded an increase of 5.8 per cent from 159.5 points to 168.7 points.

On a year-on-year basis, both the **import unit value** and **volume indices** expanded 8.7 per cent and 27.1 per cent, respectively.

## **Terms of trade**

Malaysia's **terms of trade** increased by 0.3 per cent m-o-m to 107.0 points in November 2021. Malaysia's **terms of trade** performance remained positive at 7.5 per cent from 99.6 points in November of previous year.

The full publication of the External Trade Indices, November 2021 can be downloaded through [eStatistik](#) Portal.

For more details, please refer to the Department's portal: [www.dosm.gov.my](http://www.dosm.gov.my)

\*Notes:

The November 2021 data is provisional and subject to revision in later issues.

## **Released By:**

**DATO' SRI DR. MOHD UZIR MAHIDIN**  
**CHIEF STATISTICIAN MALAYSIA**  
**DEPARTMENT OF STATISTICS, MALAYSIA**

 [DrUzir\\_Mahidin](#)  [dr\\_uzir](#) 

**4 JANUARY 2022**

**Contact person:**

**Mohd Yusrizal Ab Razak**  
**Public Relation Officer**  
**Strategic Communication and International Division**  
**Department of Statistics, Malaysia**  
**Tel : +603-8885 7942**  
**Fax : +603-8888 9248**  
**E-mail : yusrizal.razak[at]dosm.gov.my**

**Contact person:**  
Baharudin Mohamad  
Public Relation Officer  
Strategic Communication and International Division  
Department of Statistics Malaysia  
Tel : +603-8090 4681  
Fax : +603-8888 9248  
Email : baharudin[at]dosm.gov.my

**Copyright ©2025 Department of Statistics Malaysia Official Portal. All Rights Reserved.**