



MINISTRY OF ECONOMY
DEPARTMENT OF STATISTICS MALAYSIA

MALAYSIA EXTERNAL TRADE INDICES, JULY 2020



DEPARTMENT OF STATISTICS MALAYSIA



StatsMalaysia



www.dosm.gov.my

EXTERNAL TRADE INDICES

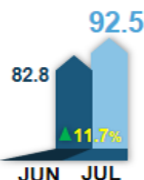
JULY 2020

The export unit value index dropped marginally by 0.05% while the import unit value index rose 0.8%.

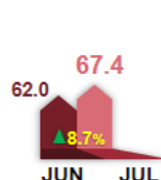
VALUE RM BILLION

Both exports and imports increased 11.7% and 8.7% respectively.

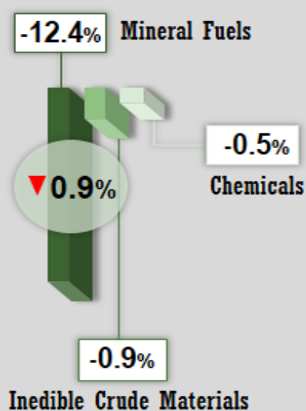
EXPORTS



IMPORTS



TERMS OF TRADE



UNIT VALUE INDEX

EXPORTS ▼ 0.05%



Mineral Fuels

IMPORTS ▲ 0.8%



Mineral Fuels

Animal & Vegetable Oils & Fats

Inedible Crude Materials

VOLUME INDEX

EXPORTS ▲ 11.8%

+33.9%
Mineral Fuels

+17.5%
Machinery & Transport Equipment

+6.1%
Miscellaneous Manufactured Articles

IMPORTS ▲ 7.9%

+15.6%
Mineral Fuels

+15.2%
Manufactured Goods

+8.7%
Machinery & Transport Equipment

Exports

On a month-on-month basis, in July 2020, the **export unit value index** shrank marginally by 0.05% to 109.8 points which was due to the decrease in the index of mineral fuels (-4.7%). In contrast, the **export volume index** expanded 11.8% to 158.4 points which was contributed by the increases in the index of mineral fuels (+33.9%), machinery & transport equipment (+17.5%) and miscellaneous manufactured articles (+6.1%). In seasonally adjusted terms, the **export volume index** registered an increase of 1.7% to 153.7 points.

When compared to the previous year, the **export unit value index** dropped 4.8% while the **export volume index** rose 8.3%.

Imports

In July 2020, the **import unit value index** recorded a growth of 0.8% to 113.2 points when compared to the previous month, which was due to the increases in the index of mineral fuels (+8.8%), animal & vegetable oils & fats (+5.6%) and inedible crude materials (+0.9%). While, the **import volume index** expanded 7.9% to 135.3 points. This was contributed by the increases in the index of mineral fuels (+15.6%), manufactured goods (+15.2%) and machinery & transport equipment (+8.7%). In seasonally adjusted terms, the **import volume index** in July 2020 dropped 0.7% to 130.8 points.

On a year-on-year basis, both the **import unit value** and **volume indices** decreased 3.7% and 5.1% respectively.

Terms of trade

Malaysia's **terms of trade** dropped 0.9% to 96.9 points as compared with June 2020. On a year-on-year basis, Malaysia's **terms of trade** also registered a decrease of 1.2% from 98.1 points.

For more details, please refer to the Department's portal: www.dosm.gov.my

*Notes:

The July 2020 data is provisional and subject to revision in later issues.

Released By:

DATO' SRI DR. MOHD UZIR MAHIDIN
CHIEF STATISTICIAN MALAYSIA
DEPARTMENT OF STATISTICS, MALAYSIA

 [DrUzir_Mahidin](#)  [dr_uzir](#) 

4 SEPTEMBER 2020

Contact person:

Mohd Yusrizal Ab Razak
Public Relation Officer
Strategic Communication and International Division
Department of Statistics, Malaysia

Tel : +603-8885 7942

Fax : +603-8888 9248

E-mail : [yusrizal.razak\[at\]dosm.gov.my](mailto:yusrizal.razak@dosm.gov.my)

Contact person:

Baharudin Mohamad

Public Relation Officer

Strategic Communication and International Division

Department of Statistics Malaysia

Tel : +603-8090 4681

Fax : +603-8888 9248

Email : [baharudin\[at\]dosm.gov.my](mailto:baharudin[at]dosm.gov.my)

Copyright ©2025 Department of Statistics Malaysia Official Portal. All Rights Reserved.