



MINISTRY OF ECONOMY  
DEPARTMENT OF STATISTICS MALAYSIA

## MALAYSIA EXTERNAL TRADE INDICES JANUARY 2018



Department of Statistics, Malaysia  
<https://www.dosm.gov.my>



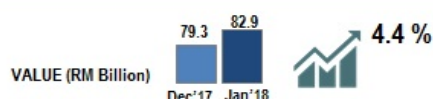
@StatsMalaysia

### EXTERNAL TRADE INDICES


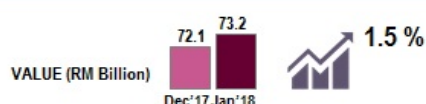
# JANUARY 2018

Export Unit Value Index recorded a decrease of 0.2% compared to  
Import Unit Value Index which rose 0.2%

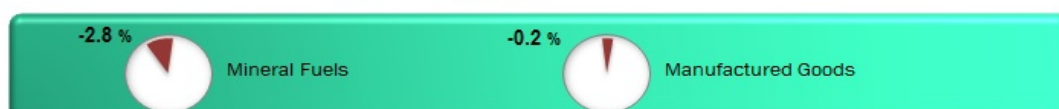
#### EXPORTS



#### IMPORTS



#### TERMS OF TRADE



Note: All changes are based on month-on-month comparison

## **Exports**

On a month-on-month (m-o-m) basis, in January 2018, the **export unit value index** registered a decrease of 0.2% to 112.6 points. This was mainly attributed to animal & vegetable oils & fats (-3.6%), machinery & transport equipment (-0.3%) and miscellaneous manufactured articles (-0.1%). In contrast, the **export volume index** increased 4.7% to 138.3 points. This was led by animal & vegetable oils & fats (+18.7%), machinery & transport equipment (+11.3%) and chemicals (+2.3%). In seasonally adjusted terms, the **export volume index** expanded 11.8% to 142.5 points.

When compared to the previous year, the **export unit value index** and **export volume index** posted increases of 0.4% and 17.4% respectively.

## **Imports**

In January 2018, the **import unit value index** increased 0.2% to 115.8 points, m-o-m, which was mainly led by mineral fuels (+3.4%) followed by manufactured goods (+0.4%) and food (+0.2%). Meanwhile, the **import volume index** also rose 1.2% to 143.6 points. This was mainly attributed to manufactured goods (+11.5%), mineral fuels (+9.5%) and chemicals (+6.7%). In seasonally adjusted terms, the **import volume index** expanded 5.4% to 144.9 points.

On a year-on-year basis, the **import unit value index** and **import volume index** registered increases of 0.6% and 11.0% respectively.

## **Terms of trade**

Malaysia's **terms of trade** registered a drop of 0.5% to 97.2 points when compared with December 2017. Meanwhile, a decline of 0.1% was also recorded year-on-year basis.

Commencing January 2018, Malaysia's External Trade Indices (ETI) has been updated based on the "basket" of goods for reference year 2013. The new basket comprises 761 export items and 1,306 import items. Updating of the "basket" of goods aims to ensure that the selected items for the calculation of the ETI reflect the current patterns/structure in Malaysia's international merchandise trade.

For more details, please refer to the Department's portal: [www.dosm.gov.my](http://www.dosm.gov.my)

### **\*Notes:**

The January 2018 data is provisional and subject to revision in later issues.

### **Released By:**

**THE OFFICE OF CHIEF STATISTICIAN MALAYSIA  
DEPARTMENT OF STATISTICS, MALAYSIA  
5 MARCH 2018**

### **Contact person:**

Ho Mei Kei  
Public Relation Officer

Strategic Communication and International Division  
Department of Statistics, Malaysia  
**Tel** : +603-8885 7942  
**Fax** : +603-8888 9248  
**Email** : mkho[at]stats.gov.my

**Contact person:**

Baharudin Mohamad  
Public Relation Officer  
Strategic Communication and International Division  
Department of Statistics Malaysia  
Tel : +603-8090 4681  
Fax : +603-8888 9248  
Email : baharudin[at]dosm.gov.my

**Copyright ©2025 Department of Statistics Malaysia Official Portal. All Rights Reserved.**