



MINISTRY OF ECONOMY
DEPARTMENT OF STATISTICS MALAYSIA

MALAYSIA EXTERNAL TRADE INDICES, DECEMBER 2021



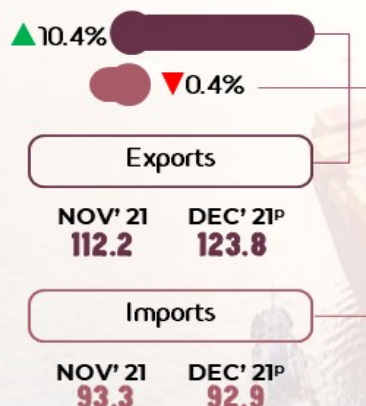
PRIME MINISTER'S DEPARTMENT
DEPARTMENT OF STATISTICS MALAYSIA




EXTERNAL TRADE INDICES, DECEMBER 2021

Both export & import unit value indices grew at 0.2%

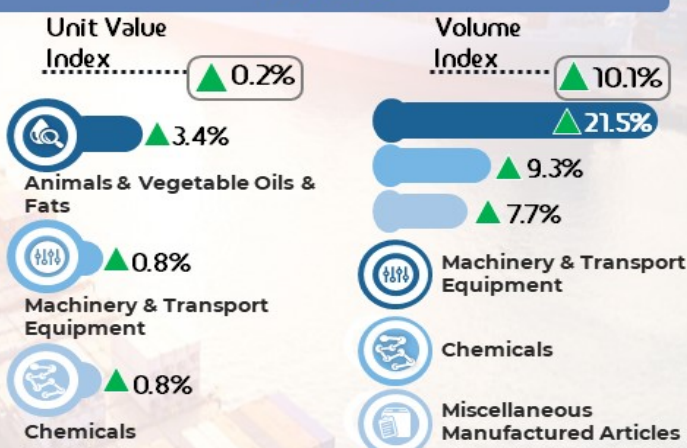
VALUE (RM BILLION)



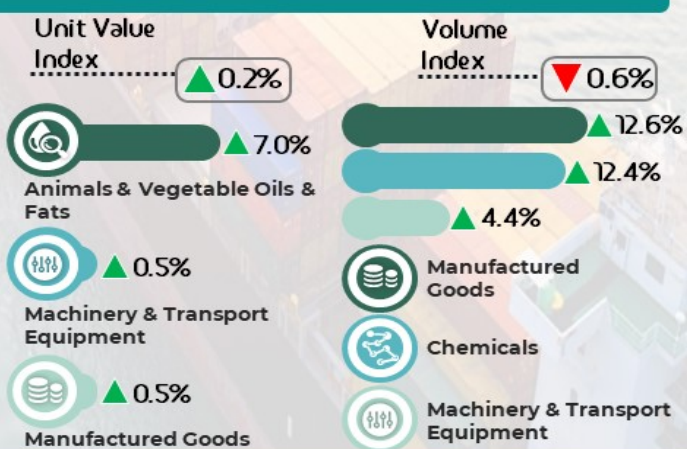
TERMS OF TRADE



EXPORTS



IMPORTS



All changes are based on month-on-month comparison.

Source: External Trade Indices, December 2021
Department of Statistics Malaysia

Exports

The **export unit value index** grew 0.2 per cent in December 2021 as compared with the previous month, contributed by the increases in index of animal & vegetable oils & fats (+3.4%), machinery & transport equipment (+0.8%) and chemicals (+0.8%). Likewise, the **export volume index** grew 10.1 per cent in the same month, reflected by the increases in index of machinery & transport equipment (+21.5%), chemicals (+9.3%) and miscellaneous manufactured articles (+7.7%). The seasonally adjusted **export volume index** rose 6.0 per cent from 162.2 points to 172.0 points.

On annual comparison, both **export unit value** and **volume index** grew 15.8 per cent and 11.6 per cent, respectively.

Imports

The **import unit value index** also grew 0.2 per cent in December 2021 as compared with the previous month, attributed to the increases in index of animal & vegetable oils & fats (+7.0%), machinery & transport equipment (+0.5%) and manufactured goods (+0.5%). On the other hand, the **import volume index** dropped by 0.6 per cent in December 2021 as compared to the preceding month, attributed by the deterioration in index of animal & vegetable oils & fats (-25.9%), mineral fuels (-23.9%) and inedible crude materials (-2.2%). The seasonally adjusted **import volume index** in December 2021 decreased by 1.0 per cent from 168.7 points to 166.8 points.

On a year-on-year basis, both the **import unit value** and **volume indices** expanded 8.4 per cent and 14.1 per cent, respectively.

Terms of trade

Malaysia's **terms of trade** increased by 0.04 per cent m-o-m to 107.1 points in December 2021. Malaysia's **terms of trade** performance sustained positive growth at 6.9 per cent from 100.2 points in December of previous year.

The full publication of the External Trade Indices, December 2021 can be downloaded through [eStatistik](#) Portal.

For more details, please refer to the Department's portal: www.dosm.gov.my

*Notes:

The December 2021 data is provisional and subject to revision in later issues.

Released By:

DATO' SRI DR. MOHD UZIR MAHIDIN
CHIEF STATISTICIAN MALAYSIA
DEPARTMENT OF STATISTICS, MALAYSIA

 [DrUzir_Mahidin](#)  [dr_uzir](#) 

4 FEBRUARY 2022

Contact person:

Mohd Yusrizal Ab Razak
Public Relation Officer
Strategic Communication and International Division
Department of Statistics, Malaysia
Tel : +603-8885 7942
Fax : +603-8888 9248
E-mail : yusrizal.razak[at]dosm.gov.my

Contact person:
Baharudin Mohamad
Public Relation Officer
Strategic Communication and International Division
Department of Statistics Malaysia
Tel : +603-8090 4681
Fax : +603-8888 9248
Email : baharudin[at]dosm.gov.my

Copyright ©2025 Department of Statistics Malaysia Official Portal. All Rights Reserved.