



MINISTRY OF ECONOMY
DEPARTMENT OF STATISTICS MALAYSIA

MALAYSIA EXTERNAL TRADE INDICES, AUGUST 2020



DEPARTMENT OF STATISTICS MALAYSIA



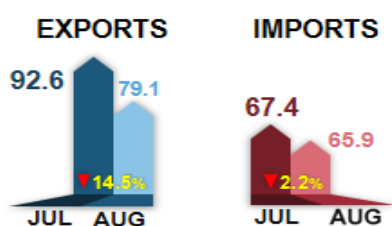
StatsMalaysia
f @ t v
www.dosm.gov.my

EXTERNAL TRADE INDICES AUGUST 2020

The export unit value index declined 0.2% while the import unit value index rose 0.1%.

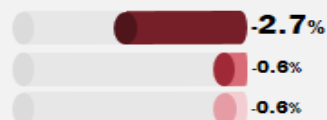
VALUE RM BILLION

Both exports and imports decreased 14.5% and 2.2% respectively.



UNIT VALUE INDEX

EXPORTS | ▼0.2%



- Mineral Fuels
- Machinery & Transport Equipment
- Inedible Crude Materials

VOLUME INDEX

EXPORTS | ▼14.4%



-20.1%
Animal & Vegetable
Oils & Fats



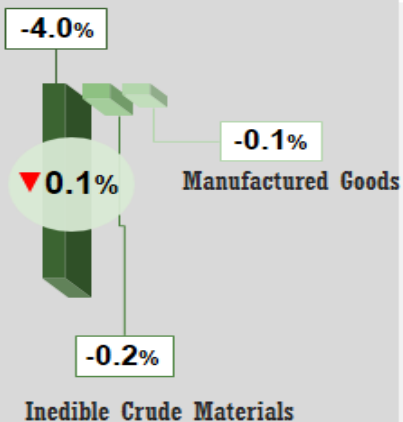
-18.4%
Machinery & Transport
Equipment



-13.4%
Mineral Fuels

TERMS OF TRADE

Mineral Fuels



IMPORTS | ▲0.1%



- Mineral Fuels
- Manufactured Goods

IMPORTS | ▼2.3%



-11.6%
Manufactured Goods



-9.4%
Mineral Fuels



-4.4%
Machinery & Transport
Equipment

Exports

On a month-on-month basis, in August 2020, the **export unit value index** shrank 0.2% to 109.7 points which was due to the decreases in the index of mineral fuels (-2.7%) followed by machinery & transport equipment (-0.6%) and inedible crude materials (-0.6%). Similarly, the **export volume index** also dropped 14.4% to 135.6 points which was attributed to the decreases in the index of animal & vegetable oils & fats (-20.1%), machinery & transport equipment (-18.4%) and mineral fuels (-13.4%). In seasonally adjusted terms, the **export volume index** registered a drop of 12.5% to 134.5 points.

When compared to the previous year, the **export unit value index** dropped 4.9% while the **export volume index** rose 2.1%.

Imports

In August 2020, the **import unit value index** recorded a marginal growth of 0.1% to 113.4 points when compared to the previous month, which was contributed by the increases in the index of mineral fuels (+1.3%) and manufactured goods (+0.3%). In contrast, the **import volume index** shrank 2.3% to 132.2 points. This was attributed to the declines in the index of manufactured goods (-11.6%), mineral fuels (-9.4%) and machinery & transport equipment (-4.4%). In seasonally adjusted terms, the **import volume index** in August 2020 dropped 2.5% to 127.5 points.

On a year-on-year basis, both the **import unit value** and **volume indices** decreased 3.6% and 3.0% respectively.

Terms of trade

Malaysia's **terms of trade** registered a marginal decrease of 0.1% to 96.7 points as compared with July 2020. On a year-on-year basis, Malaysia's **terms of trade** also dropped 1.4% from 98.1 points.

For more details, please refer to the Department's portal: www.dosm.gov.my

*Notes:

The August 2020 data is provisional and subject to revision in later issues.

Released By:

DATO' SRI DR. MOHD UZIR MAHIDIN
CHIEF STATISTICIAN MALAYSIA
DEPARTMENT OF STATISTICS, MALAYSIA



DrUzir_Mahidin



dr_uzir

2 OCTOBER 2020

Contact person:

Mohd Yusrizal Ab Razak
Public Relation Officer
Strategic Communication and International Division
Department of Statistics, Malaysia

Tel : +603-8885 7942

Fax : +603-8888 9248

E-mail : [yusrizal.razak\[at\]dosm.gov.my](mailto:yusrizal.razak@dosm.gov.my)

Contact person:

Baharudin Mohamad

Public Relation Officer

Strategic Communication and International Division

Department of Statistics Malaysia

Tel : +603-8090 4681

Fax : +603-8888 9248

Email : [baharudin\[at\]dosm.gov.my](mailto:baharudin[at]dosm.gov.my)

Copyright ©2025 Department of Statistics Malaysia Official Portal. All Rights Reserved.