



MINISTRY OF ECONOMY  
DEPARTMENT OF STATISTICS MALAYSIA

## MALAYSIA EXTERNAL TRADE INDICES, APRIL 2021



PRIME MINISTER'S DEPARTMENT  
DEPARTMENT OF STATISTICS MALAYSIA



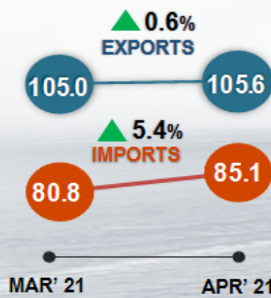
StatsMalaysia  
www.dsm.gov.my

### EXTERNAL TRADE INDICES, APRIL 2021

Both the export & import unit value indices sustained the positive trend at 1.7% and 0.8%, respectively.

#### VALUE (RM BILLION)

Exports and Imports rose 0.6% and 5.4%, respectively.



#### TERMS OF TRADE

+0.9%



+2.4%

Animal & Vegetable Oils & Fats



+1.8%

Mineral Fuels



+0.6%

Miscellaneous Manufactured Articles

#### UNIT VALUE INDEX

+1.7%

+6.1%

Animal & Vegetable Oils & Fats

+4.7%

Mineral Fuels

+0.6%

Machinery & Transport Equipment

#### UNIT VALUE INDEX

+0.8%

+2.8%

Mineral Fuels

+2.4%

Inedible Crude Materials

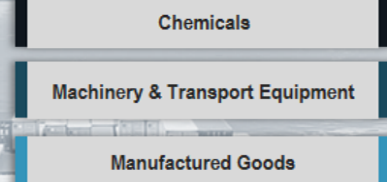
+0.7%

Manufactured Goods

#### EXPORTS

#### VOLUME INDEX

-1.1%

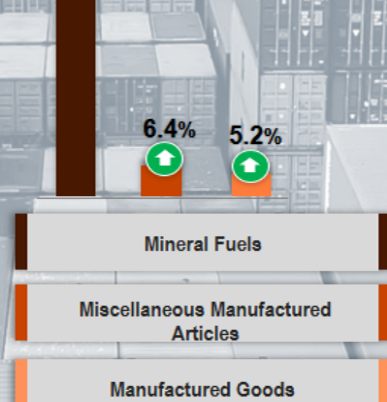


#### IMPORTS

#### VOLUME INDEX

+57.5%

+4.6%



All changes are based on month-on-month comparison.

External Trade Indices, April 2021

## **Exports**

The **export unit value index** posted a positive growth at 1.7% in April 2021, reflected by the increases in the index of animal & vegetable oils & fats (+6.1%), mineral fuels (+4.7%) and machinery & transport equipment (+0.6%). On the other hand, the **export volume index** recorded a decline of 1.1% in the same month, which was attributed to the decreases in the index of chemicals (-12.5%), machinery & transport equipment (-7.2%) and manufactured goods (-6.0%). The seasonally adjusted **export volume index** registered a marginal increase of 0.3% from 163.2 points to 163.6 points.

When compared to the previous year, both the **export unit value** and **volume indices** rose 5.8% and 54.0%, respectively

## **Imports**

The **import unit value index** increased 0.8% in April 2021 as compared with the previous month. The increment was contributed by the increases in the index of mineral fuels (+2.8%), inedible crude materials (+2.4%) and manufactured goods (+0.7%). Meanwhile, the **import volume index** grew 4.6% in April 2021 as compared to the preceding month, contributed by the expansion in the index of mineral fuels (+57.5%), miscellaneous manufactured articles (+6.4%) and manufactured goods (+5.2%). The seasonally adjusted **import volume index** in April 2021 expanded 2.2% from 162.4 points to 166.0 points.

On a year-on-year basis, both the **import unit value** and **volume indices** expanded 1.5% and 22.6%, respectively

## **Terms of trade**

Malaysia's **terms of trade** rose 0.9% month-on-month from 102.8 points to 103.7 points in April 2021. On a year-on-year basis, Malaysia's **terms of trade** also remained positive at 4.3% from 99.4 points in April of previous year.

The full publication of the External Trade Indices, April 2021 can be downloaded through [eStatistik](#) Portal.

For more details, please refer to the Department's portal: [www.dosm.gov.my](http://www.dosm.gov.my)

\*Notes:

The April 2021 data is provisional and subject to revision in later issues.

## **Released By:**

**DATO' SRI DR. MOHD UZIR MAHIDIN**  
**CHIEF STATISTICIAN MALAYSIA**  
**DEPARTMENT OF STATISTICS, MALAYSIA**

 [DrUzir\\_Mahidin](#)  [dr\\_uzir](#) 

**4 JUNE 2021**

## **Contact person:**

**Mohd Yusrizal Ab Razak**

**Public Relation Officer**  
**Strategic Communication and International Division**  
**Department of Statistics, Malaysia**  
**Tel : +603-8885 7942**  
**Fax : +603-8888 9248**  
**E-mail : yusrizal.razak[at]dosm.gov.my**

**Contact person:**

Baharudin Mohamad  
Public Relation Officer  
Strategic Communication and International Division  
Department of Statistics Malaysia  
Tel : +603-8090 4681  
Fax : +603-8888 9248  
Email : baharudin[at]dosm.gov.my

**Copyright ©2025 Department of Statistics Malaysia Official Portal. All Rights Reserved.**