












MINISTRY OF ECONOMY
DEPARTMENT OF STATISTICS MALAYSIA

MALAYSIA ECONOMIC PERFORMANCE FOURTH QUARTER 2018

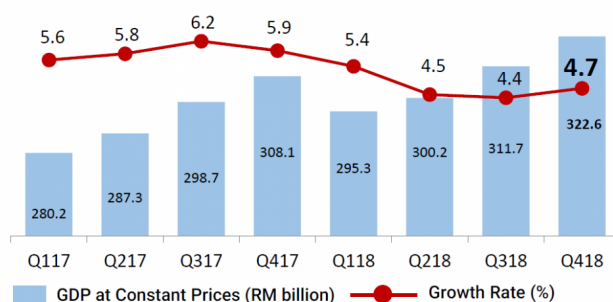


Department of Statistics Malaysia
<https://www.dosm.gov.my>





@StatsMalaysia






Malaysia's economy growth accelerates to 4.7% in Q4 2018



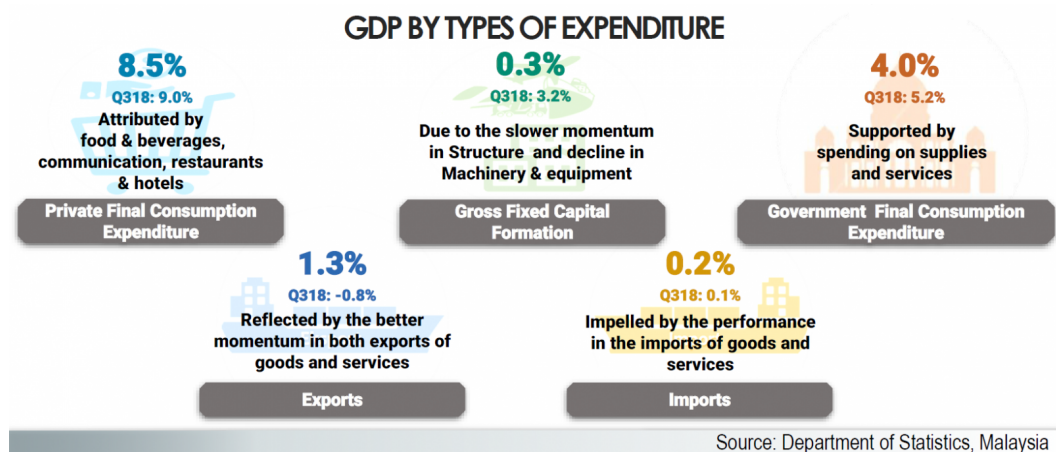
All sectors recorded positive growth except for Agriculture. The favourable performance was mainly contributed by Services and Manufacturing sectors whereas Mining & Quarrying rebounded in this quarter.

The growth of demand was led by Private final consumption expenditure and Net exports.

GDP BY ECONOMIC ACTIVITY

ECONOMIC ACTIVITY	SHARE	GROWTH RATE	
 Services	56.0%	Q418: 6.9% Q318: 7.2%	Underpinned by Wholesale & retail trade, Information & communication and Finance & Insurance
 Manufacturing	22.8%	Q418: 4.7% Q318: 5.0%	Contributed by E&E, Petroleum, chemical, rubber & plastic and Transport equipment, other manufacturing & repair products
 Construction	4.2%	Q418: 2.6% Q318: 4.6%	Attributed by Civil engineering, Specialised construction activities and Non-residential buildings
 Mining & Quarrying	7.9%	Q418: 0.5% Q318: -4.6%	Buoyed by the recovery in production of Crude & condensate and Natural gas
 Agriculture	7.9%	Q418: -0.4% Q318: -1.4%	Reflected by the improvement in Oil Palm while Rubber and Forestry & logging contracted

Note: Exclude Import Duties



In the fourth quarter of 2018, Malaysia's economy recorded a better performance with a growth of 4.7 per cent after the moderation of two consecutive quarter in 2018. All key sectors recorded positive growth except for Agriculture. The favourable performance was mainly contributed by Services and Manufacturing sectors, whereas Mining & Quarrying rebounded in this quarter. The growth of demand was led by Private final consumption expenditure and Net exports.

2018 as a whole, Malaysia's economy grew at 4.7 per cent with a value of Gross Domestic Product (GDP) recorded RM1.23 trillion at constant prices and RM1.43 trillion at current prices.

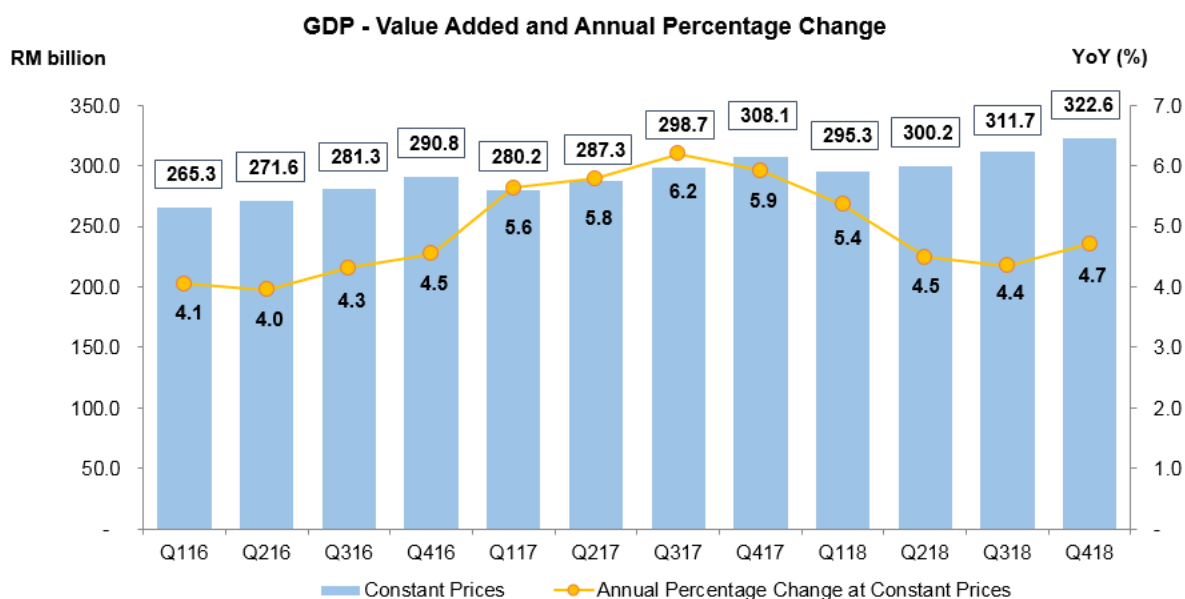
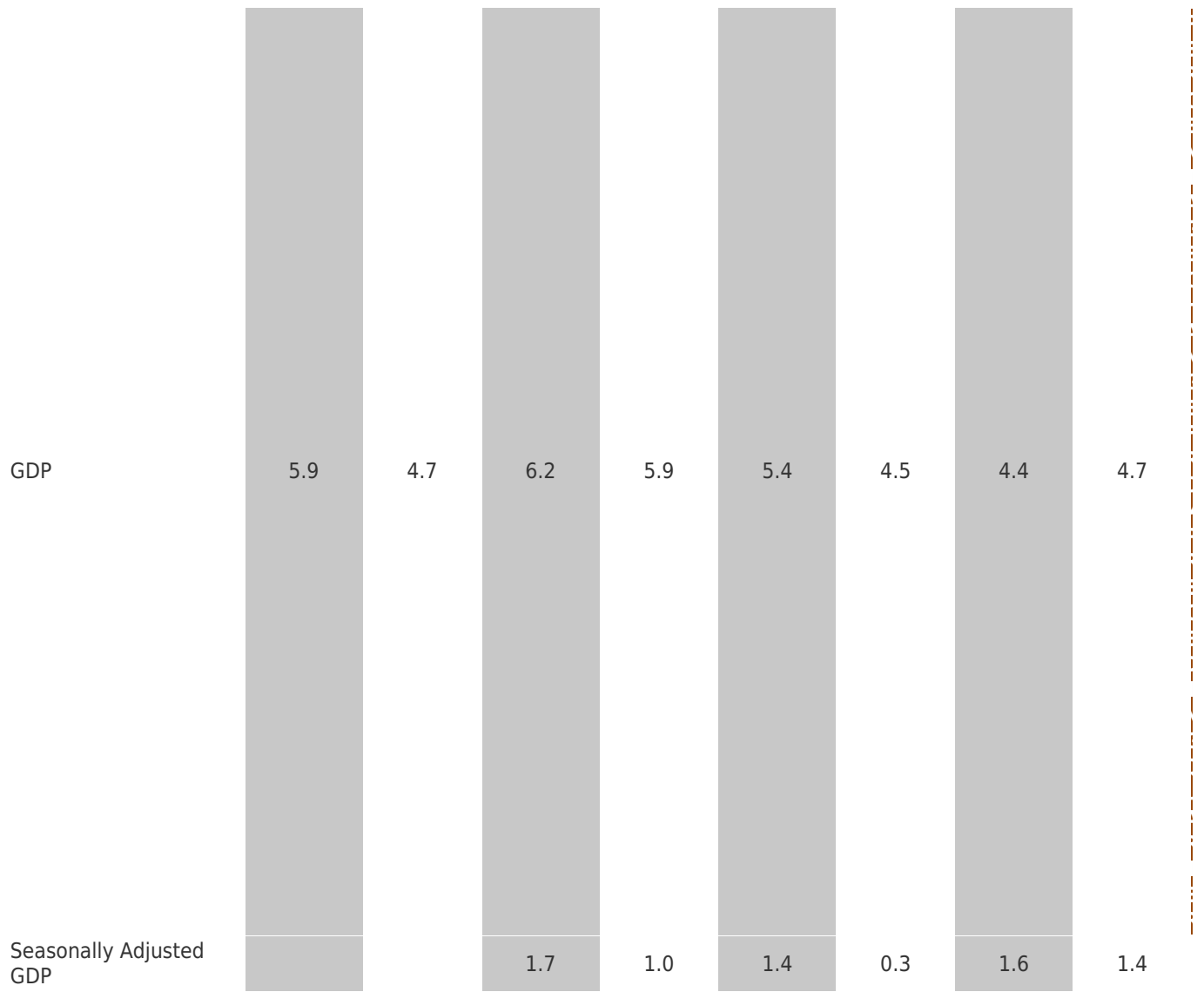


Table 1: GDP at Constant 2010 Prices

PERCENTAGE CHANGE FROM CORRESPONDING QUARTER OF PRECEDING YEAR							
2017	2018	Q3 2017	Q4 2017	Q1 2018	Q2 2018	Q3 2018	Q4 2018



GDP by Kind of Economic Activity

Services sector accounted 56.0 per cent of GDP grew 6.9 per cent against 7.2 per cent in the preceding quarter. The performance of Services sector was underpinned by Wholesale & retail trade and Information & communication sub-sector. Wholesale & retail trade grew 8.6 per cent backed by retail segment which remained a double-digit growth of 12.0 per cent. Furthermore, Information & communication remained strong by posting a growth of 8.1 per cent driven by communication and computer services activities. Finance & insurance moderated 4.5 per cent supported by Insurance which grew 8.4 per cent. For the annual performance of 2018, Services sector expanded 6.8 per cent as compared 6.2 per cent in 2017.

Manufacturing sector moderated 4.7 per cent against 5.0 per cent in the previous quarter. Electrical, Electronic & Optical products continued to be the main contributor in this sector expanded further 6.9 per cent backed by printed circuit board, electronic integrated circuit micro assemblies and communication equipment. Meanwhile, Petroleum, Chemical, Rubber & Plastic products registered a growth of 3.6 per cent which attributed by refined petroleum, rubber and plastic products. The performance of Manufacturing in this quarter was further spurred by Transport equipment, other manufacturing & repair which augmented further to 8.7 per cent. The sturdy growth of this activity was induced by motor vehicles and transport equipment. Manufacturing sector grew 5.0 per cent in 2018 after registering 6.0 per cent in 2017.

GDP by Expenditure Approach

Private Final Consumption Expenditure (PFCE) grew 8.5 per cent backed by the consumption on Food & non-alcoholic beverages, Communication, Restaurants & hotels and Transport.

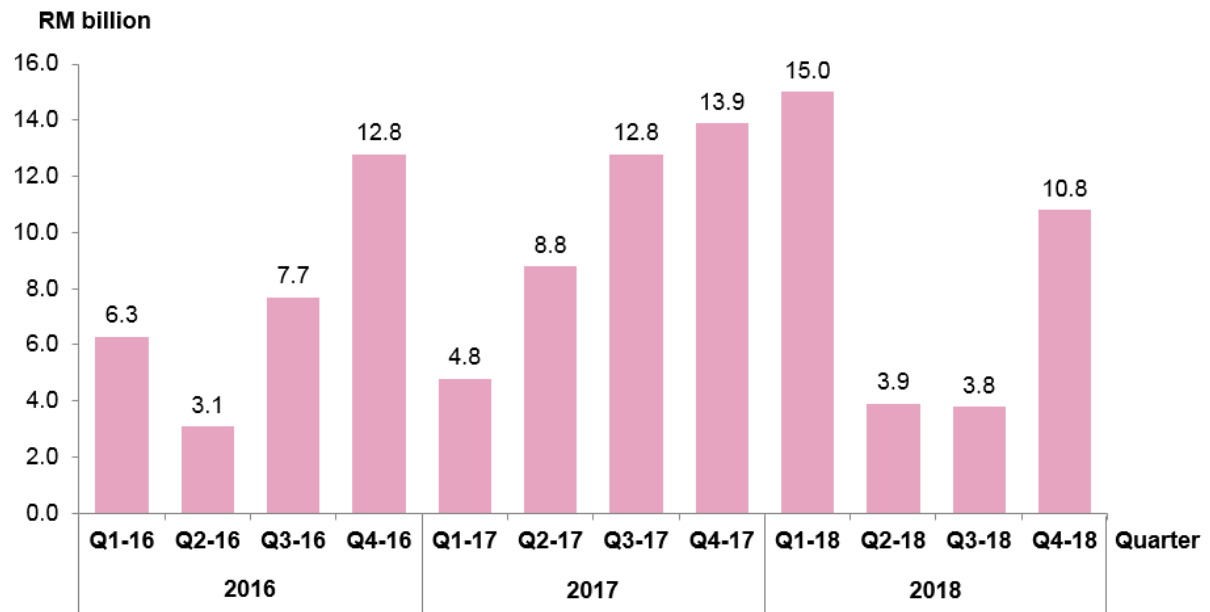
Gross Fixed Capital Formation (GFCF) eased from 3.2 per cent to 0.3 per cent. The moderation of GFCF was due to the decline in Machinery & Equipment at 1.5 per cent and slower momentum in Structure which grew marginally at 0.8 per cent. Conversely, Other asset increased to 5.2 per cent from 0.1 per cent in the preceding quarter. Private sector grew at 4.4 per cent while Public sector registered a negative growth of 4.9 per cent. For the year 2018, GFCF grew at a slower pace of 1.4 per cent driven by Private sector.

External Sector

Malaysia's current account surplus surged to RM10.8 billion in the final quarter of 2018. The favourable performance was spurred by the larger surplus in goods account at RM33.0 billion from RM26.6 billion in the previous quarter.

For the year 2018, the current account surplus reached RM33.5 billion contributed by higher surplus in goods account at RM121.4 billion and lower deficit in services account at RM19.7 billion.

Current Account Balance



Financial account in the current quarter turned around to a net outflow of RM6.1 billion from a net inflow of RM2.3 billion in the last quarter. The outflow in financial account was largely led by the portfolio investment and other investment which reversed from a net inflow to a net outflow in this quarter.

Foreign Direct Investment (FDI) accelerated to RM12.9 billion from RM4.3 billion in the previous quarter. The FDI flows were mainly from Netherlands, Japan and Hong Kong. The main contribution of FDI flows were Services and Manufacturing sectors in this quarter. Malaysia's Direct Investment in Abroad (DIA) also registered a higher net outflow of RM10.8 billion (Q3 2018: RM3.8 billion) with the main destinations to Canada, Indonesia and Singapore. In 2018, FDI in Malaysia recorded RM32.6 billion as compared to RM40.4 billion in the last year while DIA was RM21.3 billion (2017:RM24.2 billion).

The financial liabilities position in this quarter decreased to RM1,761.9 billion against RM1,793.1 billion in the previous quarter, while the total assets was RM1,684.2 billion. This translated to the lower net liabilities of RM77.7 billion as at end of fourth quarter 2018.

The international reserves of Bank Negara Malaysia stood at RM419.5 billion as compared to RM426.9 billion in the previous quarter.

Exports

Exports of goods in the fourth quarter of 2018 were valued at RM264.5 billion recorded the growth of 8.0 per cent. The main products which contributed to the increased were electrical and electronic products, that increased 11.8 per cent to RM102.4 billion followed by refined petroleum products (26.8%), liquefied natural gas (18.3%) and crude petroleum (23.0%).

Conversely, palm-oil & palm-oil based products which valued at RM16.5 billion declined 18.0 per cent in this quarter.

Imports

In the fourth quarter of 2018, imports valued at RM229.9 billion which grew at 5.7 per cent. Both intermediate goods and consumption goods increased while capital goods dropped.

Intermediate goods increased 1.2 per cent to RM119.1 billion has contributed with the share of 51.8 per cent to the total imports. The growth was mainly attributed by industrial supplies, processed and fuel & lubricants, primary.

While, consumption goods increased 4.7 per cent to RM19.6 billion and amounted 8.5 per cent to the total imports. The growth was underpinned by non durables, processed food & beverages and durables.

Capital goods with the share of 12.7 per cent to the total imports, declined 9.4 per cent to RM29.1 billion due to the decrease in both capital goods (except transport equipment) and industrial transport equipment.

Prices

Consumer Price Index in fourth quarter 2018 eased to 0.2 per cent as compared to 0.5 per cent in third quarter 2018. Food & Non-Alcoholic beverages recorded an increase of 1.0 per cent in this quarter.

The Producer Price Index decreased 2.0 per cent in fourth quarter 2018 as compared to 0.1 per cent in third quarter 2018. The decrease in the overall index was contributed by the decline in Agriculture,

forestry & fishing (-19.3%), Manufacturing (-1.7%) and Water Supply (-0.1%).

Labour Market Condition

The employed persons recorded an increase of 2.4 per cent in fourth quarter 2018 to 14.9 million persons based on the Labour Force Survey.

The employment in Manufacturing sector increased 2.7 per cent while the salaries & wages for this sector increased 9.8 per cent after registering 9.6 per cent in the previous quarter. Simultaneously, employment in the Services sector decrease 0.0 per cent and salaries & wages grew 4.1 per cent. During this quarter, the unemployment rate was 3.3 per cent.

Leading Index on Economic Prospect

The performance of fourth quarter 2018 was showed by the businesses expectations on the future economic prospect through Business Tendency Statistics which anticipated favourable performance in the fourth quarter of 2018. Approaching first quarter 2019, the Leading Index (LI) shows that the Malaysia's economic growth is expected to continue to growing on the coming quarter.

Released By:

DATO' SRI DR. MOHD UZIR MAHIDIN
CHIEF STATISTICIAN MALAYSIA
DEPARTMENT OF STATISTICS, MALAYSIA

 DrUzir_Mahidin   Dr_Uzir

#myHariBulan# #myBulan# #myTahun#

Contact person:

Ho Mei Kei
Public Relation Officer
Strategic Communication and International Division
Department of Statistics, Malaysia
Tel : +603-8885 7942
Fax : +603-8888 9248
Email : mkho[at]dosm.gov.my

Contact person:

Baharudin Mohamad
Public Relation Officer
Strategic Communication and International Division
Department of Statistics Malaysia
Tel : +603-8090 4681
Fax : +603-8888 9248
Email : baharudin[at]dosm.gov.my

