



MINISTRY OF ECONOMY
DEPARTMENT OF STATISTICS MALAYSIA

LABOUR PRODUCTIVITY OF SECOND QUARTER 2018

Malaysia's labour productivity, as measured by value added per hour worked, rose 3.7 per cent year on year in the second quarter of 2018 after registering 4.3 per cent in Q1 2018. During this quarter, Malaysia's economy expanded 4.5 per cent (Q1 2018: 5.4%) while hours worked increased 0.7 per cent (Q1 2018: 1.0%).

Labour productivity expressed in terms of value added per employment grew 2.0 per cent in the second quarter of 2018 (Q1 2018: 3.0%) as employment increased 2.4 per cent (Q1 2018: 2.3%).

Agriculture sector rebounded to 3.4 per cent from a negative growth of 2.1 per cent in the previous quarter. Value added recorded a marginal decrease of 2.5 per cent (Q1 2018: 2.8%) while hours worked declined at a faster rate of 5.7 per cent (Q1 2018: 5.0%). Labour productivity per employment grew 1.3 per cent (Q1 2018: -1.4%) as total employment dropped 3.7 per cent (Q1 2018: 4.2%).

Labour productivity in Mining and Quarrying sector moderated to 6.2 per cent (Q1 2018: 10.2%). Value added recorded a negative growth of 2.2 per cent (Q1 2018: 0.1%) while hours worked decreased 7.9 per cent (Q1 2018: -9.1%). When measured by value added per employment, labour productivity posted 5.2 per cent (Q1 2018: 8.3%) as employment fell 7.0 per cent (Q1 2018: -7.6%).

Labour productivity in Manufacturing sector contracted to 1.7 per cent (Q1 2018: 4.9%). Value added registered slower growth of 4.9 per cent (Q1 2018: 5.3%) while hours worked went up 3.1 per cent (Q1 2018: 0.4%). Labour productivity per employment also posted a slower growth of 1.5 per cent (Q1 2018: 3.3%) as employment grew at a higher pace of 3.4 per cent (Q1 2018: 2.0%).

Labour productivity of Construction sector grew 5.0 per cent (Q1 2018: 0.1%) in this quarter. The growth of value added was 4.7 per cent (Q1 2018: 4.9%) while hours worked declined 0.3 per cent (Q1 2018: 4.9%). The growth of labour productivity per employment expanded 4.0 per cent (Q1 2018: 0.7%) as employment posted slower growth of 0.7 per cent (Q1 2018: 4.2%).

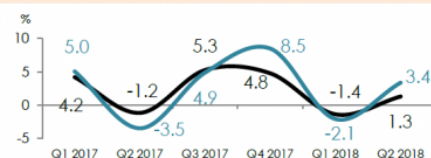
The growth of labour productivity in Services sector moderated to 4.9 per cent (Q1 2018: 6.5%). Value added registered 6.5 per cent (Q1 2018: 6.5%) while hours worked grew 1.5 per cent. In the meantime, labour productivity per employment recorded a growth of 2.5 per cent (Q1 2018: 4.6%) as employment increased 3.9 per cent (Q1 2018: 1.8%).



LABOUR PRODUCTIVITY

Second Quarter 2018

	Q1 2018	Q2 2018
Hour Worked (HW)	4.3%	3.7%
Employment (EMP)	3.0%	2.0%



	Q1 2018	Q2 2018
HW	-2.1%	3.4%
EMP	-1.4%	1.3%



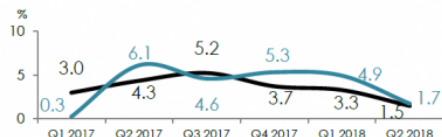
AGRICULTURE



	Q1 2018	Q2 2018
HW	10.2%	6.2%
EMP	8.3%	5.2%



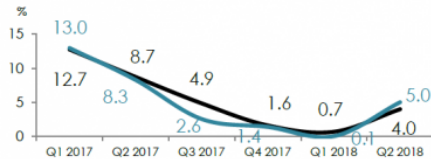
MINING & QUARRYING



	Q1 2018	Q2 2018
HW	4.9%	1.7%
EMP	3.3%	1.5%



MANUFACTURING



	Q1 2018	Q2 2018
HW	0.1%	5.0%
EMP	0.7%	4.0%



CONSTRUCTION



	Q1 2018	Q2 2018
HW	6.5%	4.9%
EMP	4.6%	2.5%



SERVICES



LABOUR PRODUCTIVITY PER EMPLOYMENT

Is measured as the ratio of Gross Domestic Product (GDP) and employment. It reflects the amount of production created by the sectors relative to the number of employees.



LABOUR PRODUCTIVITY PER HOUR WORKED

Is measured as the ratio of Gross Domestic Product (GDP) and hours worked. It reflects the amount of production created by the sectors relative to the number of working hour of the employee.



HOURS WORKED is the most suitable input to measure labour productivity.

Notes : The statistics shown refer to year on year percentage change of labour productivity from the same quarter of the preceding year.

Released By:

DATO' SRI DR. MOHD UZIR MAHIDIN
CHIEF STATISTICIAN MALAYSIA
DEPARTMENT OF STATISTICS, MALAYSIA

 **DrUzir_Mahidin**   **Dr_Uzir**

#myHariBulan# #myBulan# #myTahun#

Contact person:

Ho Mei Kei
Public Relation Officer
Strategic Communication and International Division
Department of Statistics, Malaysia
Tel : +603-8885 7942
Fax : +603-8888 9248
Email : mkho[at]dosm.gov.my

Contact person:

Baharudin Mohamad
Public Relation Officer
Strategic Communication and International Division
Department of Statistics Malaysia
Tel : +603-8090 4681
Fax : +603-8888 9248
Email : baharudin[at]dosm.gov.my

Copyright ©2026 Department of Statistics Malaysia Official Portal. All Rights Reserved.