



MINISTRY OF ECONOMY  
DEPARTMENT OF STATISTICS MALAYSIA

---

## LABOUR PRODUCTIVITY OF FIRST QUARTER 2022

---

**In the first quarter of 2022, Malaysia's labour productivity as measured by value added per hour worked grew at a marginal rate of 0.3 per cent** (Q4 2021: 1.3%). During this quarter, value added expanded to 5.0 per cent (Q4 2021: 3.6%) while hours worked increased 4.6 per cent (Q4 2021: 2.3%). **Meanwhile, labour productivity expressed in terms of value added per employment rose 2.7 per cent** (Q4 2021: 1.7%) as employment increased 2.2 per cent (Q4 2021: 1.8%). **Labour productivity as measured by value added per hour worked during this quarter was RM40.3 per hour** (Q4 2021: RM42.3 per hour) while **value added per employment was RM23,129** (Q4 2021: RM24,047).

**In Agriculture sector, labour productivity per hour worked during the quarter declined marginally at 0.2 per cent** as against positive growth of 1.7 per cent last quarter. The value added of this sector grew 0.2 per cent (Q4 2021: 2.8%) while hours worked increased slightly by 0.4 per cent (Q4 2021: 1.1%). **Labour productivity by value added per employment recorded a slower growth of 1.0 per cent** (Q4 2021: 2.9%). In addition, employment remained in the declining trend at 0.8 per cent as compared to negative 0.1 per cent in the previous quarter. In Q1 2022, **value added per hour worked for this sector was RM22.9 per hour** (Q4 2021: RM25.3 per hour) while **value added per employment was RM12,192** (Q4 2021: RM13,463).

**Labour productivity by value added per hour worked for Mining and quarrying sector fell 4.8 per cent** in the quarter as against negative growth of 9.1 per cent in Q4 2021. Value added dropped 1.1 per cent in the first quarter of 2022 (Q4 2021: -0.6%) while hours worked increased 3.9 per cent (Q4 2021: 9.3%). **Labour productivity per employment decreased 3.6 per cent** as against negative 10.5 per cent while employment increased at 2.6 per cent (Q4 2021: 11.0%). Level of labour productivity which is measured as **value added per hour worked was RM530.9 per hour in Q1 2022** (Q4 2021: RM532.4 per hour) while **value added per employment was RM317,500** (Q4 2021: RM314,462).

**Labour productivity per hour worked for Manufacturing declined slightly by 0.1 per cent in Q1 2022** (Q4 2021: 4.6%). Value added of this sector grew 6.6 per cent in this quarter (Q4 2021: 9.1%) while hours worked increased 6.8 per cent (Q4 2021: 4.3%). The highest growth of labour productivity were registered by Electrical, electronic & optical products (8.0%), Non-metallic mineral products, basic metal & fabricated metal products (3.3%) and Wood products, furniture, paper products & printing (0.4%). Meanwhile, **labour productivity expressed as ratio of value added per employment went up 2.8 per cent** (Q4 2021: 5.3%) while **employment remains its positive growth at 3.7 per cent** as compared to 3.6 per cent in Q4 2021. In terms of labour productivity level, **the value added per**

**hour worked and value added per employment were RM54.9 per hour** (Q4 2021: RM58.3 per hour) and **RM32,270** (Q4 2021: RM34,308), respectively.

**In Q1 2022, labour productivity by value added per hour worked for Construction posted a decrease of 8.2 per cent** as opposed to double digit negative growth of 11.0 per cent in last quarter. Value added in this sector decreased 6.2 per cent (Q4 2021: -12.2%) while hours worked rebounded to 2.3 per cent as against negative 1.4 per cent in Q4 2021. During the quarter, labour productivity in terms of **value added per employment for this sector remained subdued at 5.5 per cent in Q1 2022** (Q4 2021: -11.2%) as employment decreased marginally 0.6 per cent as against negative 1.2 per cent in last quarter. Level of labour productivity which is measured as **value added per hour worked was RM15.6 per hour** (Q4 2021: RM15.5 per hour) while **value added per employment was RM9,351** (Q4 2021: RM9,080).

**Labour productivity in terms of value added per hour worked for Services sector improved 1.2 per cent** (Q4 2021: 0.8%). In Q1 2022, value added of this sector expanded strongly at 6.5 per cent (Q4 2021: 3.2%) while hours worked went up 5.2 per cent (Q4 2021: 2.5%). During the quarter, four sub-sectors posted positive growths for labour productivity per hour worked with the largest increase was registered by Transportation & storage (21.7%), Food & beverages and accommodation (14.6%), followed by Real estate & business services (6.2%) and Other services (2.6%). Meanwhile, labour productivity expressed as the ratio of **value added per employment stepped up to 3.6 per cent** (Q4 2021: 1.1%) while employment increased 2.8 per cent (Q4 2021: 2.1%). **Value added per hour worked in Q1 2022 for Services sector was RM38.2 per hour** (Q4 2021: RM39.9 per hour) while **value added per employment was RM21,918** (Q4 2021: RM22,621).

# LABOUR PRODUCTIVITY OF FIRST QUARTER 2022

"Starting first quarter 2022, labour productivity indices will be included as a new component to the publication."

## LABOUR PRODUCTIVITY, VALUE ADDED PER EMPLOYMENT

Labour productivity increased in Q1 2022 by 2.7% with value added per employment at RM23,129



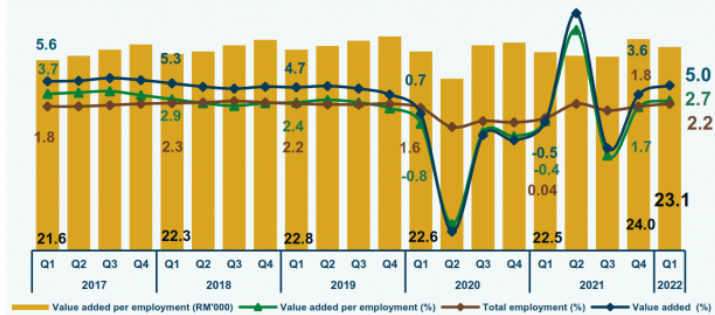
**Q1 2022**  
**RM23,129**  
**(2.7%)**

Labour Productivity  
(per person)

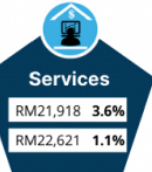

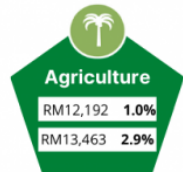


**Q1 2022**  
**15,575**  
**(2.2%)**

Total Employment  
('000 persons)



**Q1 2022**  
**Q4 2021**



## LABOUR PRODUCTIVITY, VALUE ADDED PER HOUR WORKED



Labour productivity per hour worked grew at a marginal rate of 0.3% in Q1 2022 while total hours worked went up by 4.6%



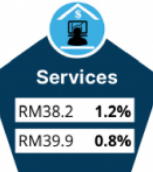

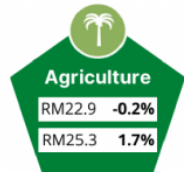
**Q1 2022**  
**RM40.3**  
**(0.3%)**

Labour productivity  
(per hour worked)



**Q1 2022**  
**8,935**  
**(4.6%)**

Total hours worked  
(million hours)



Notes:  
1) Labour productivity per employment Total employment ('000 persons) Labour productivity per hour worked Total hours worked (million hours)  
2) % refers to the annual percentage change from the same quarter of the previous year

Source: Labour Productivity, First Quarter 2022  
Department of Statistics Malaysia (DOSM)

The detailed information and technical notes are published in the publication of Labour Productivity First Quarter 2022. This report is accessible and downloadable free of charge through the eStatistik application in DOSM Portal, [www.dosm.gov.my](http://www.dosm.gov.my).

Released By:

THE OFFICE OF CHIEF STATISTICIAN MALAYSIA  
DEPARTMENT OF STATISTICS, MALAYSIA

#myHariBulan# #myBulan# #myTahun#

**Contact person:**

Mohd Yusrizal Ab Razak  
Public Relation Officer  
Strategic Communication and International Division  
Department of Statistics, Malaysia

**Tel :** +603-8885 7942

**Fax :** +603-8888 9248

**Email :** yusrizal.razak[at]dosm.gov.my

**Contact person:**

Baharudin Mohamad  
Public Relation Officer  
Strategic Communication and International Division  
Department of Statistics Malaysia

**Tel :** +603-8090 4681

**Fax :** +603-8888 9248

**Email :** baharudin[at]dosm.gov.my

**Copyright ©2025 Department of Statistics Malaysia Official Portal. All Rights Reserved.**