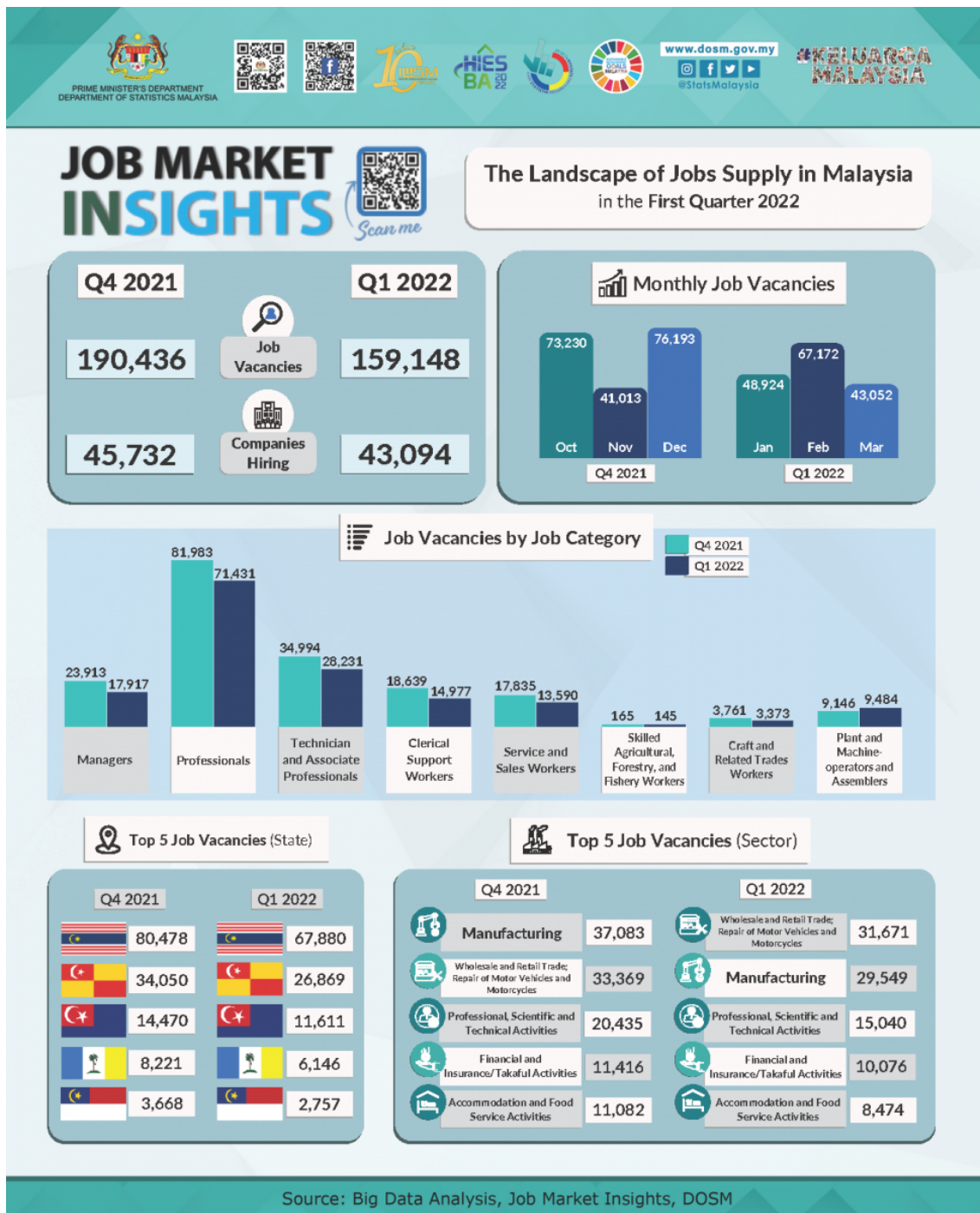
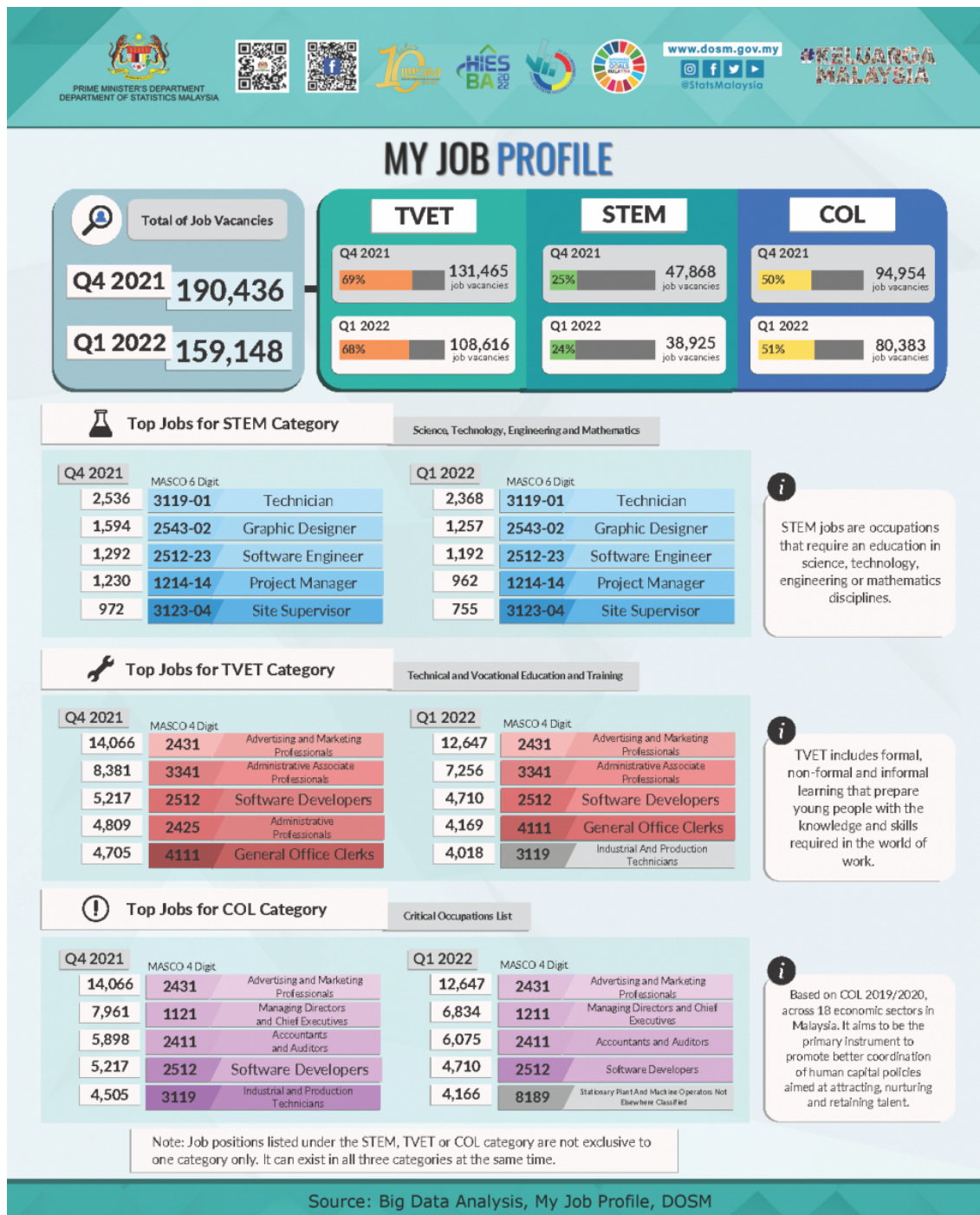




MINISTRY OF ECONOMY
DEPARTMENT OF STATISTICS MALAYSIA

JOB VACANCIES LANDSCAPE IN MALAYSIA, FIRST QUARTER OF 2022





Job Market Insights and **My Job Profile** are quarterly releases by the Institute of Labour Market Information and Analysis (ILMIA), Department of Statistics, Malaysia (DOSM). These statistics are compiled based on the job vacancies advertised online by private popular recruitment websites in the reference period. The report contains information on job vacancies advertised online by employers from various aspects such as by the type of occupation, location, industry, skills, the field of studies and others.

Job Market Insights (JMI) present the summary of job vacancies information advertised online in Malaysia. JMI aims to assess the changes in workforce demand over time while facilitating any interested parties to gather valuable insights for decision making.

My Job Profile is an online career information portal that offers in-depth details about the occupation in Malaysia at Malaysia Standard Classification of Occupations (MASCO) 2020 at 4-digit levels. Through this portal, quality and timely job's information will be readily available for various user categories to assist them in making informed decisions about their careers and future aspirations.

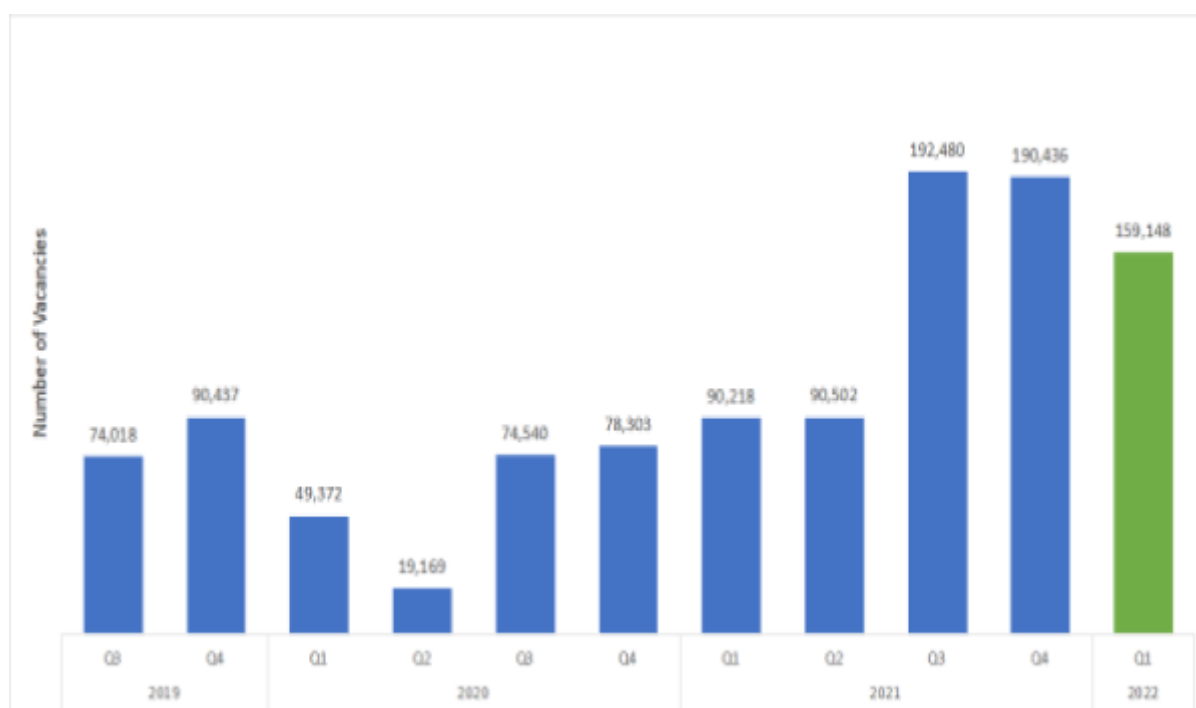
The statistics from this report must be interpreted with caution due to the data limitation. As is often the case with big data, although the report and information from Big Data Analytics: Job Market Insights and My Job Profile are elaborated, these online job vacancies do not represent the whole population of job vacancies in Malaysia. The report only collected data from four popular recruitment websites. There are no legal provisions that mandate registration of job openings by employers. Besides, MASCO 2020 Category 9 (Elementary Workers) and category 0 (Army) are also excluded from this report.

The Job Market Insights and My Job Profile can be used by policymakers, academicians, economists, researchers and other users for studies related to the labour market. It is hoped that this report can facilitate the growing demand for labour market statistics.

Key Reviews

- Starting from Q3 2020, there were an increase in the number of online job vacancies advertised. In Q1 2020, a total of 49,372 vacancies were advertised while in Q1 2021, the total vacancies increased to 90,218 and **soared up** to 159,148 in Q1 2022. However, the number of vacancies advertised online for Q1 2022 decreased by 16.4 per cent from 190,436 in Q4 2021.
- On a monthly basis of Q1 2022, the number of vacancies advertised online was the highest in February 2022 with 67,172 vacancies. Meanwhile, January and March recorded 48,924 and 43,052 respectively.

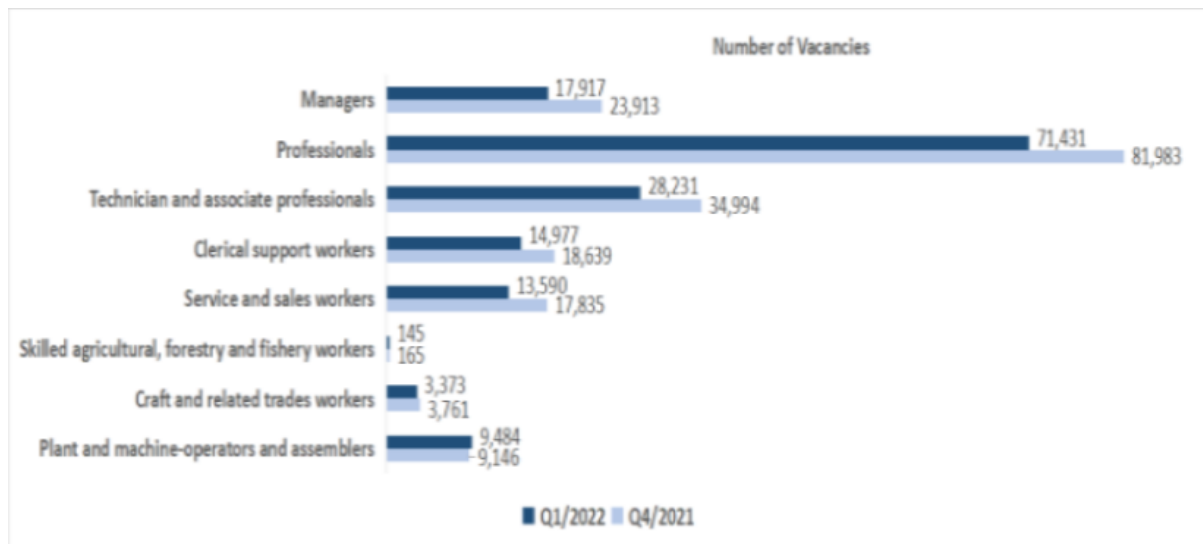
Chart 1: Job Vacancies Advertised Online, for the Third Quarter 2019 to First Quarter 2022



Note: The statistics from this report must be interpreted with caution due to the data limitation as it is gathered via big data analytics (using web scraping techniques) and does not reflect the actual population of job vacancies.

- Most of the employers demanded Professional category workers (44.9%), followed by Technicians and Associate Professionals (17.7%) and Managers (11.3%). By ranking, the five most popular jobs offered during the reference period were Advertising and Marketing Professional, Administrative Associate Professional, Managing Director and Chief Executive Officer, Accountant and Auditor and Software Developer.

Chart 2: Job Vacancies Advertised Online by Occupation Category for Fourth Quarter 2021 and First Quarter 2022



Note: The statistics from this report must be interpreted with caution due to the data limitation as it is gathered via big data analytics (using web scraping techniques) and does not reflect the actual population of job vacancies.

- In Q1 2022, the three (3) jobs in the Technical dan Vocational Education and Training (TVET) category that recorded the highest number of vacancies were Advertising and Marketing Professionals, Administrative Associate Professionals and Software Developers. Meanwhile, Advertising and Marketing Professionals, Managing Director and Chief Executive Officer as well as Accountants and Auditors were the highest Critical Occupation List (COL) category jobs advertised online during the reference period. In addition, popular jobs offered in the Science, Technology, Engineering and Mathematics (STEM) category were Technician, Graphic Designer and Software Engineer.

Figure 1: Top Five Job Vacancies Advertised Online for STEM, TVET and COL categories for First Quarter

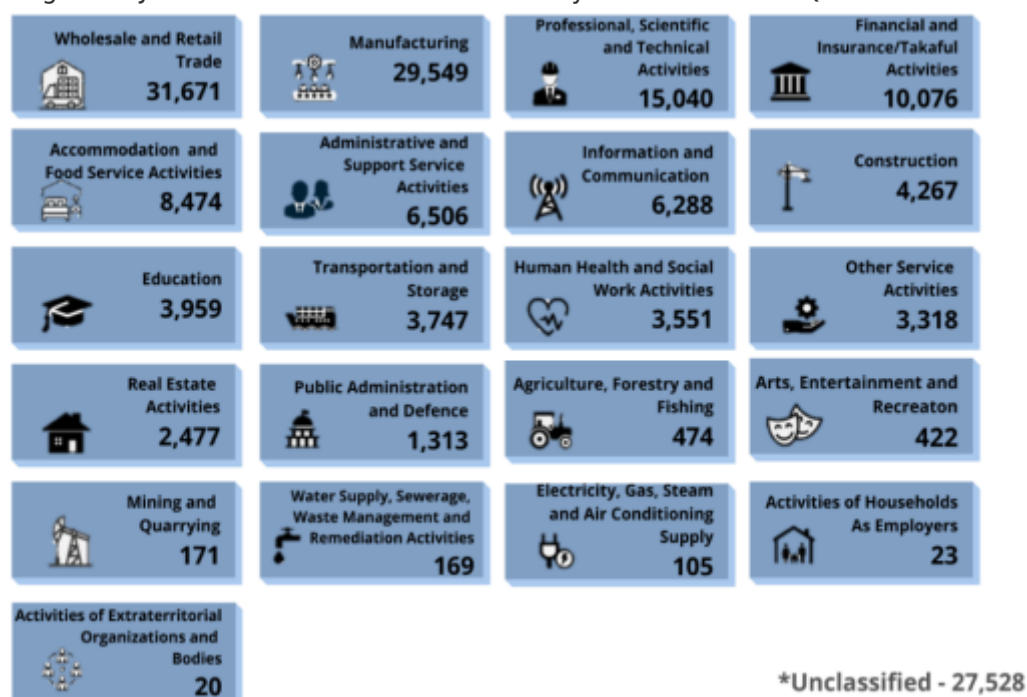


Note: The statistics from this report must be interpreted with caution due to the data limitation as it is gathered via big data analytics (using web scraping techniques) and does not reflect the actual population of job vacancies.

- The job vacancies were reported in all industries, particularly in Wholesale and Retail Trade, Repair

of Motor Vehicles and Motorcycles sector; Manufacturing; Professional, Scientific and Technical Activities; Financial and Insurance/Takaful Activities as well as Accommodation and Food Service Activities.


Figure 2: Job Vacancies Advertised Online by Sectors for First Quarter 2022



Note: The statistics from this report must be interpreted with caution due to the data limitation as it is gathered via big data analytics (using web scraping techniques) and does not reflect the actual population of job vacancies.

- Observing the vacancies advertised by geography in Q1 2022, Federal Territory of Kuala Lumpur recorded the highest job offers at 67,880 followed by Selangor (26,869), Johor (11,611), Penang (6,146) and Melaka (2,757).

Figure 3: Job Vacancies Advertised Online by State for First Quarter 2022



Note: The statistics from this report must be interpreted with caution due to the data limitation as it is gathered via big data analytics (using web scraping techniques) and does not reflect the actual population of job vacancies.

The time series of the number of job vacancies advertised online by industry, occupation and state is shown in [Summary Table](#). The detailed information and interactive data visualisation of both [Job Market Insights](#) and [My Job Profile](#) can be obtained from our website.

The Department of Statistics Malaysia (DOSM) is conducting the Household Income, Expenditure and Basic Amenities Survey (HIES/BA) 2022 from 1st January 2022 to 31st December 2022 and the Annual Economic Survey 2022 (AES 2022) from 15th April 2022 to 30th September 2022. DOSM greatly appreciates the cooperation given by selected respondents by sharing their information with DOSM and making the survey a success. Please visit www.dosm.gov.my for more information.

The full publication can be downloaded through [eStatistik](#) portal.

Released By:

DATO' SRI DR. MOHD UZIR MAHIDIN
CHIEF STATISTICIAN MALAYSIA
DEPARTMENT OF STATISTICS, MALAYSIA

 [DrUzir_Mahidin](#)   [Dr_Uzir](#)

#myHariBulan# #myBulan# #myTahun#

Contact person:

Mohd Yusrizal Ab Razak

Public Relation Officer
Strategic Communication and International Division
Department of Statistics, Malaysia
Tel : +603-8885 7942
Fax : +603-8888 9248
Email : [yusrizal.razak\[at\]dosm.gov.my](mailto:yusrizal.razak[at]dosm.gov.my)

Contact person:

Baharudin Mohamad
Public Relation Officer
Strategic Communication and International Division
Department of Statistics Malaysia
Tel : +603-8090 4681
Fax : +603-8888 9248
Email : [baharudin\[at\]dosm.gov.my](mailto:baharudin[at]dosm.gov.my)

Copyright ©2026 Department of Statistics Malaysia Official Portal. All Rights Reserved.