

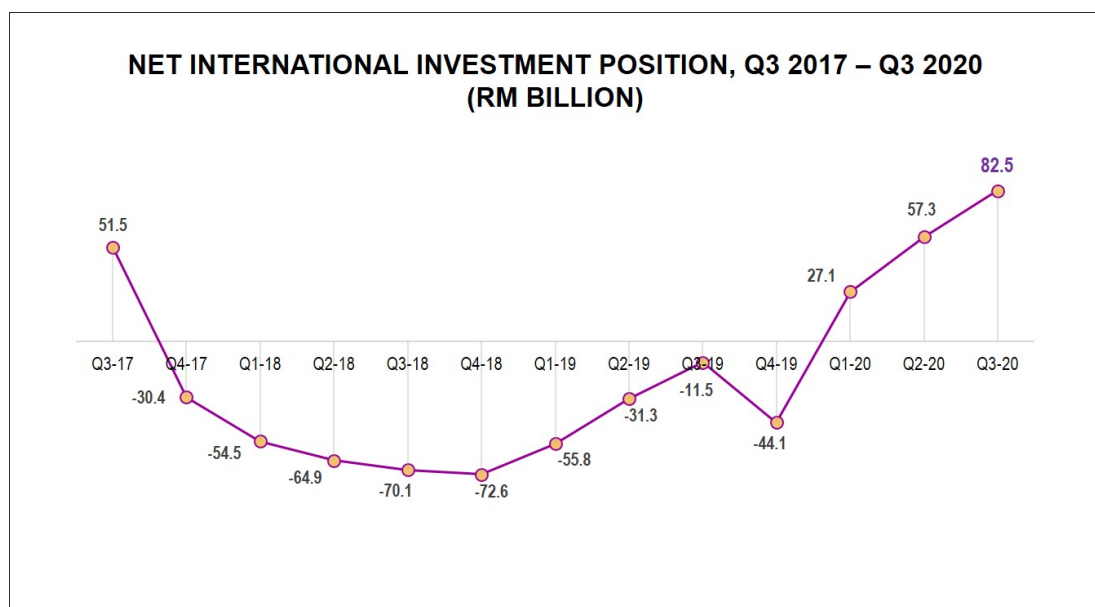


MINISTRY OF ECONOMY
DEPARTMENT OF STATISTICS MALAYSIA

INTERNATIONAL INVESTMENT POSITION, THIRD QUARTER 2020

Malaysia's international investment position continued to record net assets of RM82.5 billion

Malaysia's International Investment Position (IIP) recorded a higher net assets position of RM82.5 billion as against RM57.3 billion last quarter, of which total financial assets registered a value of RM1,890.1 billion while total liabilities was RM1,807.6 billion.



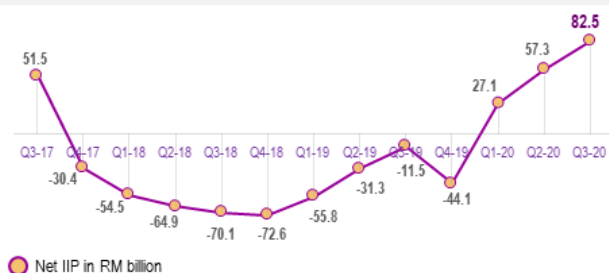
Direct Investment Abroad (DIA) position recorded RM510.8 billion (Q2 2020: RM521.9 billion), mainly contributed by Financial & insurance/takaful activities (43.2%), followed by Mining & quarrying (14.6%) and Agriculture (8.6%). In regards to regions, Asia held the largest DIA position with a share of 51.6 per cent, while Singapore (20.5%), Indonesia (9.3%) and Cayman Islands (7.1%) remained as the top DIA destinations. Meanwhile, **Foreign Direct Investment (FDI)** position in Malaysia registered RM689.1 billion (Q2 2020: RM696.5 billion) of which Manufacturing sector was the highest contributor at RM266.0 billion (38.6%), followed by Financial & insurance/ takaful activities (24.2%) and Mining & quarrying sector (6.1%). Asia remained as the top region with a value of RM372.3 billion (54.0%) and the top FDI countries were from Singapore (21.7%), Hong Kong (12.5%) and Japan (10.8%).

Portfolio investment registered a lower net liabilities position of RM111.9 billion (Q2 2020: net liabilities RM134.6 billion), while Other investment position showed a reduced net liabilities of RM63.7 billion (Q2 2020: net liabilities RM75.3 billion).

As at end of September 2020, Malaysia's international reserves stood at RM436.4 billion as compared to RM443.0 billion last quarter.



MALAYSIA'S INTERNATIONAL INVESTMENT POSITION, Q3 2020



HIGHLIGHTS

"Malaysia's IIP recorded
higher net assets of
RM82.5 billion"

BREAKDOWN OF IIP PERFORMANCE

TOTAL ASSETS

RM1,890.1b (Q2-20: RM1,914.8b)

Mainly contributed by: **32.0%** Direct Investment
25.6% Portfolio Investment

TOTAL LIABILITIES

RM1,807.6b (Q2-20: RM1,857.5b)

Mainly contributed by: **43.3%** Direct Investment
33.0% Portfolio Investment

COMPONENTS OF DIRECT INVESTMENT

Equity & investment
fund shares

RM338.2b

55.9%

Debt instruments

RM266.7b

44.1%

ASSETS
RM604.8b

RM617.2b

78.8%

LIABILITIES

RM783.1b

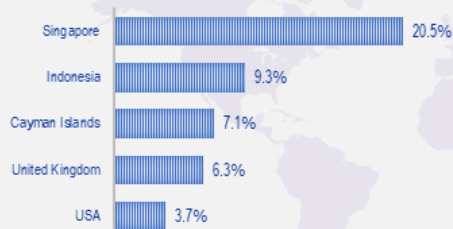
RM165.9b

21.2%

TOP FIVE COUNTRIES FOR DIRECT INVESTMENT POSITION

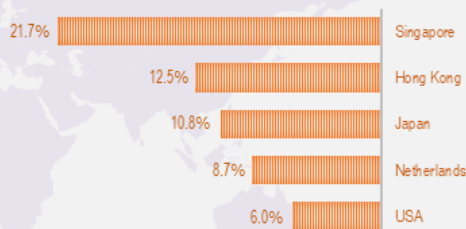
DIRECT INVESTMENT ABROAD (DIA)

RM510.8b

Cumulatively contributed **46.9%** to total DIA

FOREIGN DIRECT INVESTMENT (FDI)

RM689.1b

Cumulatively contributed **59.7%** to total FDI

Note: b refers to billion

Source: International Investment Position, Department of Statistics, Malaysia

Released By:

DATO' SRI DR. MOHD UZIR MAHIDIN
CHIEF STATISTICIAN MALAYSIA
DEPARTMENT OF STATISTICS, MALAYSIA

 **DrUzir_Mahidin**   **Dr_Uzir**

#myHariBulan# #myBulan# #myTahun#

Contact person:

Mohd Yusrizal Ab Razak

Public Relation Officer

Strategic Communication and International Division

Department of Statistics, Malaysia

Tel : +603-8885 7942

Fax : +603-8888 9248

Email : yusrizal.razak[at]dosm.gov.my

Contact person:

Baharudin Mohamad

Public Relation Officer

Strategic Communication and International Division

Department of Statistics Malaysia

Tel : +603-8090 4681

Fax : +603-8888 9248

Email : baharudin[at]dosm.gov.my

Copyright ©2025 Department of Statistics Malaysia Official Portal. All Rights Reserved.