

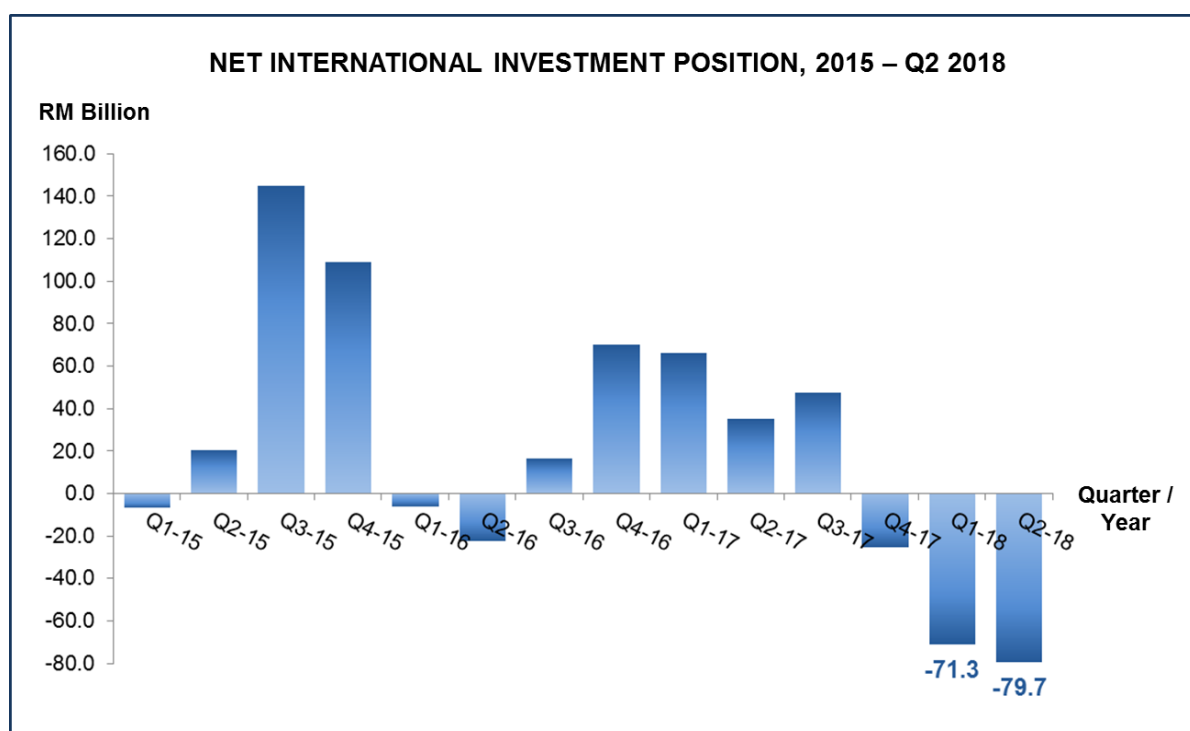


MINISTRY OF ECONOMY
DEPARTMENT OF STATISTICS MALAYSIA

INTERNATIONAL INVESTMENT POSITION, SECOND QUARTER 2018

As at end of Q2 2018, Malaysia's net international investment position registered net liabilities of RM79.7 billion

Malaysia's financial liabilities position in this quarter increased to RM1,762.7 billion as against RM1,741.4 billion in previous quarter. Meanwhile, total assets was RM1,683.0 billion from RM1,670.1 billion. This translated to the higher net liabilities of RM79.7 billion as at end of second quarter 2018.



Direct Investment Abroad (DIA) position recorded RM481.0 billion (Q1 2018: RM509.1 billion). The investment was mainly in Financial & insurance / takaful activities, Mining & quarrying and Agriculture sectors. Singapore was the main destination of DIA. Meanwhile, Foreign Direct Investment (FDI) position in Malaysia increased to RM590.3 billion from RM587.7 billion in previous quarter. Manufacturing sector remained as the highest FDI recipient, followed by Financial & insurance / takaful activities and Wholesale & retail trade sector. The top countries of FDI were Singapore, Japan and Hong Kong.

Portfolio investment showed net liabilities position of RM272.2 billion (Q1 2018: RM332.3 billion). Meanwhile, Other investment recorded a net liabilities position of RM123.6 billion.

As at end of June 2018, the international reserves of Bank Negara Malaysia stood at RM423.3 billion (end of March 2018: RM416.3 billion).



Department of Statistics Malaysia

<https://www.dosm.gov.my>



@StatsMalaysia



National Statistics Day

(MyStats Day)

20th October 2018

"Better Data, Better Lives"

MALAYSIA'S INTERNATIONAL INVESTMENT POSITION, Q2 2018

Malaysia's international investment position recorded
net liabilities of RM79.7 billion



ASSETS

Q218 **RM1,683.0b**

Q118 **RM1,670.1b**



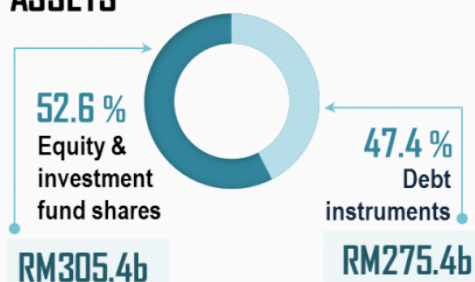
LIABILITIES

Q218 **RM1,762.7b**

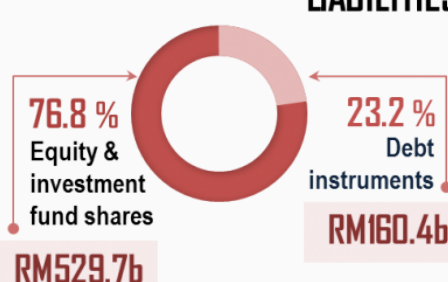
Q118 **RM1,741.4b**

DIRECT INVESTMENT BY COMPONENT

ASSETS



LIABILITIES



DIRECT INVESTMENT BY TOP COUNTRIES

DIRECT INVESTMENT ABROAD

RM481.0b

Singapore
RM88.9b (18.5%)



1

Indonesia
RM44.8b (9.3%)



2

Cayman Islands
RM29.6b (6.2%)



3

FOREIGN DIRECT INVESTMENT

RM590.3b

Singapore
RM121.4b (20.6%)



Japan
RM76.7b (13.0%)



Hong Kong
RM56.9b (9.6%)



Released By:

DATO' SRI DR. MOHD UZIR MAHIDIN
CHIEF STATISTICIAN MALAYSIA
DEPARTMENT OF STATISTICS, MALAYSIA

DrUzir_Mahidin Dr_Uzir

#myHariBulan# #myBulan# #myTahun#

Contact person:

Ho Mei Kei
Public Relation Officer
Strategic Communication and International Division
Department of Statistics, Malaysia

Tel : +603-8885 7942

Fax : +603-8888 9248

Email : mkho[at]dosm.gov.my

Contact person:

Baharudin Mohamad
Public Relation Officer
Strategic Communication and International Division
Department of Statistics Malaysia

Tel : +603-8090 4681

Fax : +603-8888 9248

Email : baharudin[at]dosm.gov.my

Copyright ©2025 Department of Statistics Malaysia Official Portal. All Rights Reserved.