



MINISTRY OF ECONOMY  
DEPARTMENT OF STATISTICS MALAYSIA

---

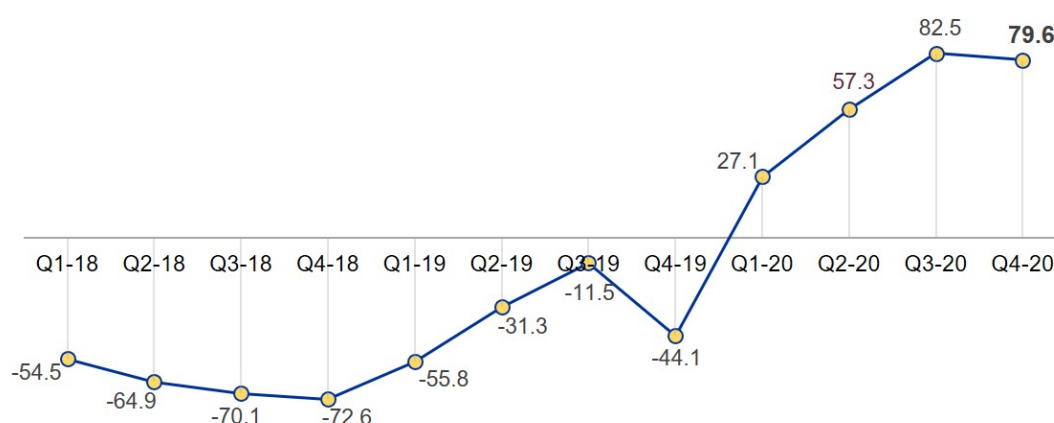
## INTERNATIONAL INVESTMENT POSITION, FOURTH QUARTER 2020

---

### Malaysia's international investment position remained in net assets position with a value of RM79.6 billion

Malaysia's International Investment Position (IIP) recorded a lower net assets position of RM79.6 billion as compared to RM82.5 billion in preceding quarter, of which total financial assets increased to RM1,919.3 billion while total liabilities was amounted to RM1,839.6 billion.

**Net International Investment Position (IIP), Q4 2020 (RM billion)**



**Direct Investment Abroad (DIA)** position recorded a higher value of RM518.9 billion (Q3 2020: RM510.8 billion). The investment was primarily in Financial activities (44.2%), followed by Mining & quarrying (12.9%) and Agriculture (8.7%). As at end of Q4 2020, DIA position was predominantly in Asia region with a cumulative value of RM269.4 billion, whereby Singapore (21.3%) and Indonesia (9.3%) remained as the major DIA destinations. Meanwhile, **Foreign Direct Investment (FDI)** position in Malaysia also increased to RM703.5 billion from RM689.1 billion in previous quarter. Manufacturing sector was the highest contributor with a share of 38.9 per cent, followed by Financial activities (24.4%) and Mining & quarrying sector (6.0%). Asia region held the largest FDI position which amounted to RM384.2 billion (54.6%), most notably from Singapore (21.7%), Hong Kong (12.2%) and Japan (10.9%).

Portfolio investment registered a lower net liabilities position of RM110.1 billion (Q3 2020: net liabilities RM111.9 billion), while Other investment position reduced by RM4.4 billion to record net liabilities RM59.2 billion (Q3 2020: net liabilities of RM63.7 billion).

As at end of December 2020, Malaysia's international reserves stood at RM432.2 billion as compared to RM436.4 billion in last quarter.



## MALAYSIA'S INTERNATIONAL INVESTMENT POSITION, Q4 2020



### HIGHLIGHTS

"Malaysia's IIP recorded  
**net assets of  
RM79.6 billion**"

### BREAKDOWN OF IIP PERFORMANCE

#### TOTAL ASSETS

**RM1,919.3b** (Q3-20: RM1,890.1b)

Mainly contributed by:  
**31.7%** Direct Investment  
**27.1%** Portfolio Investment

#### TOTAL LIABILITIES

**RM1,839.6b** (Q3-20: RM1,807.6b)

Mainly contributed by:  
**43.1%** Direct Investment  
**34.3%** Portfolio Investment

### COMPONENTS OF DIRECT INVESTMENT

#### Equity & investment fund shares

**RM348.9b**  
57.4%

#### Debt instruments

**RM258.8b**  
42.6%

**ASSETS  
RM607.7b**

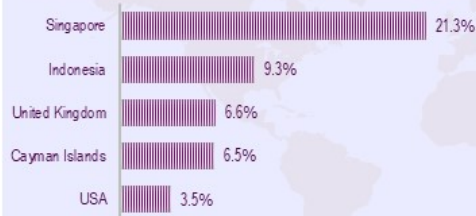
**RM627.1b**  
79.1%

**LIABILITIES  
RM792.3b**

**RM165.2b**  
20.9%

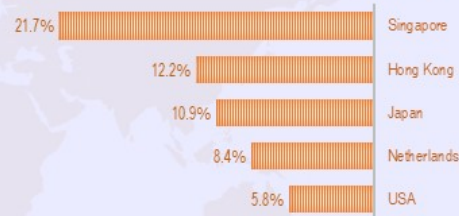
### TOP FIVE COUNTRIES FOR DIRECT INVESTMENT POSITION

#### DIRECT INVESTMENT ABROAD (DIA) **RM518.9b**



Cumulatively contributed **47.2%** to total DIA

#### FOREIGN DIRECT INVESTMENT (FDI) **RM703.5b**



Cumulatively contributed **59.0%** to total FDI

Note: b refers to billion

Source: International Investment Position, Department of Statistics, Malaysia

The full publication of International Investment Position (IIP) Q4 2020 can be downloaded through [eStatistik](#) portal.

**Released By:**

**DATO' SRI DR. MOHD UZIR MAHIDIN**  
**CHIEF STATISTICIAN MALAYSIA**  
**DEPARTMENT OF STATISTICS, MALAYSIA**

 **DrUzir\_Mahidin**   **Dr\_Uzir**

**#myHariBulan# #myBulan# #myTahun#**

**Contact person:**

**Mohd Yusrizal Ab Razak**

Public Relation Officer

Strategic Communication and International Division

Department of Statistics, Malaysia

Tel : +603-8885 7942

Fax : +603-8888 9248

Email : yusrizal.razak[at]dosm.gov.my

**Contact person:**

Baharudin Mohamad

Public Relation Officer

Strategic Communication and International Division

Department of Statistics Malaysia

Tel : +603-8090 4681

Fax : +603-8888 9248

Email : baharudin[at]dosm.gov.my

**Copyright ©2025 Department of Statistics Malaysia Official Portal. All Rights Reserved.**