



MINISTRY OF ECONOMY
DEPARTMENT OF STATISTICS MALAYSIA

INFORMATION AND COMMUNICATION TECHNOLOGY SATELLITE ACCOUNT,
2010-2014

ICT CONTRIBUTED 17.0 PER CENT TO THE ECONOMY

The share of ICT to the economy augmented to 17.0 per cent in 2014. ICTGDP contributed 12.4 per cent while e-Commerce was 4.6 per cent (Table 1).

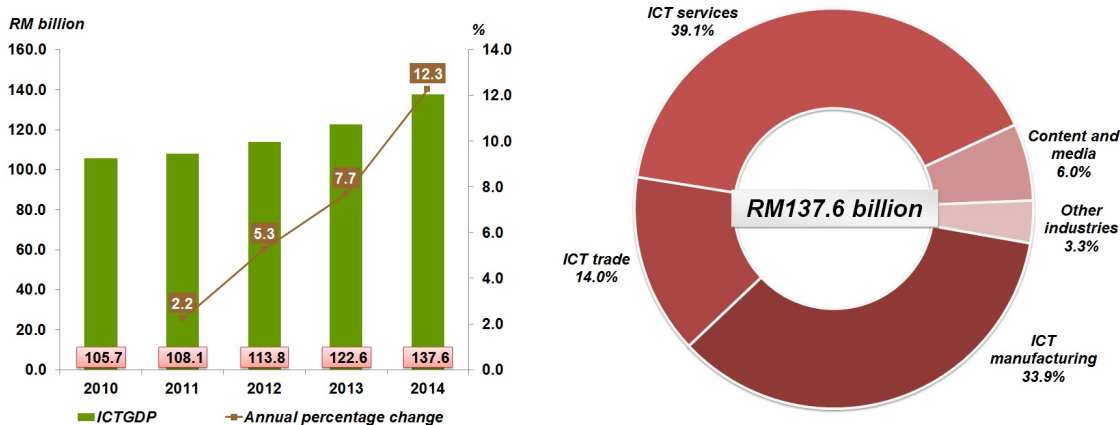
TABLE 1

Percentage share of ICT to economy, 2010 - 2014

Year	2010	2011	2012	2013	2014
<i>ICT industry</i>	12.9	11.9	11.7	12.0	12.4
<i>e-Commerce*</i>	3.6	4.0	4.2	4.4	4.6
<i>Contribution of ICT to economy</i>	16.5	15.9	15.9	16.4	17.0

* Non ICT industry

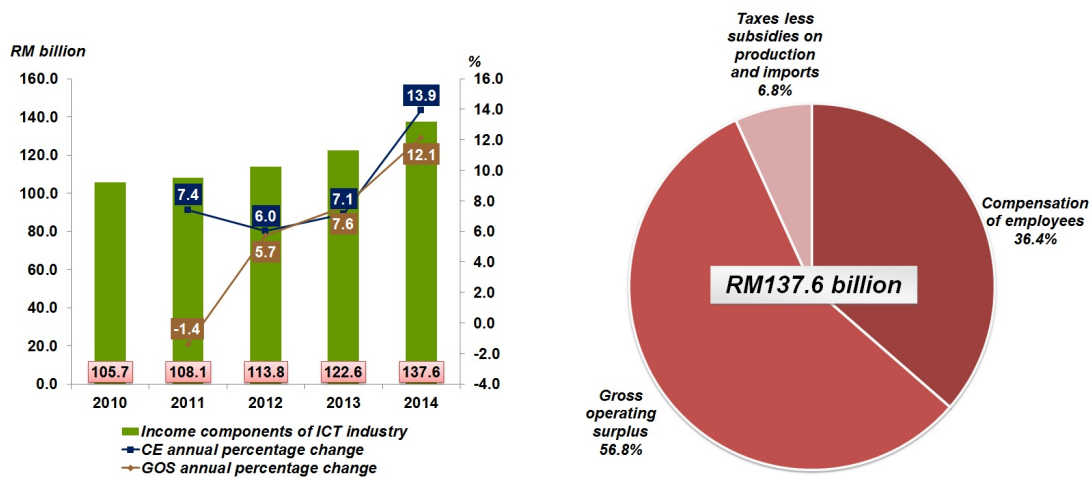
In 2014, ICTGDP recorded a value of RM137.6 billion (2013: RM122.6 billion). ICTGDP registered a double-digit growth of 12.3 per cent (2013: 7.7%), driven by activities in the ICT manufacturing and ICT services. ICT services dominated the ICTGDP with a share of 39.1 per cent while ICT manufacturing advanced further to 33.9 per cent (2013: 32.8%) as shown in Chart 1.

CHART 1**ICTGDP: Value, annual percentage change and percentage share by industry**

Note: Exclude import duties

INCOME COMPONENTS OF ICT INDUSTRY EXPANDED TO RM137.6 BILLION

Income of ICT industry expanded to RM137.6 billion in 2014 (2013: RM122.6 billion). The compensation of employees in ICT industry recorded a value of RM50.1 billion with a share of 36.4 per cent to total income of ICT (Chart 2). In terms of growth, the compensation of employees accelerated to 13.9 per cent supported by ICT manufacturing and ICT services.

CHART 2**Income of ICT industry: Value, annual percentage change and percentage share by components**

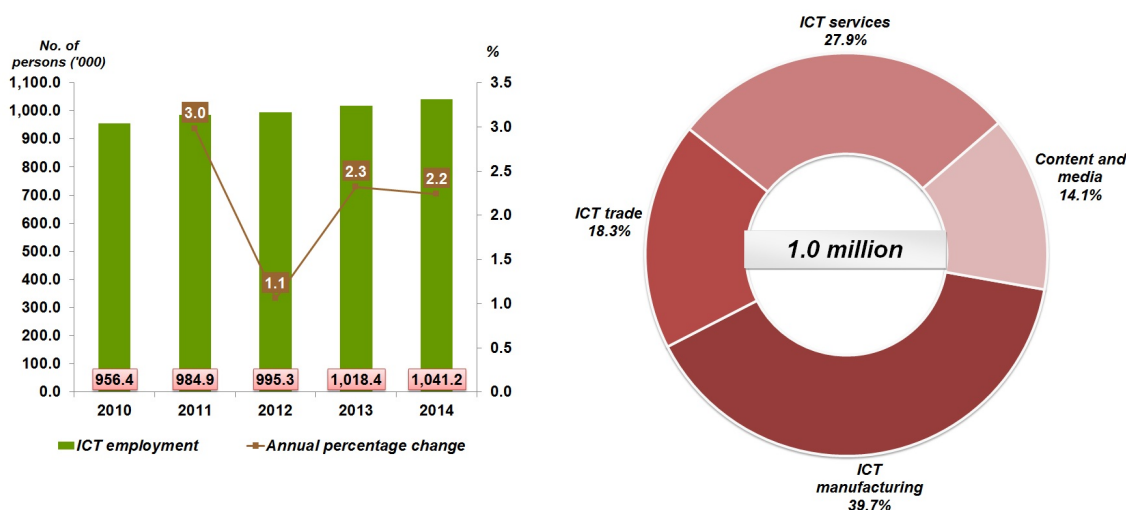
Gross operating surplus of ICT industry increased to RM78.1 billion and recorded a growth of 12.1 per cent underpinned by ICT services. Taxes less subsidies on production and imports increased slightly at RM9.4 billion from RM8.9 billion in 2013.

EMPLOYMENT IN THE ICT INDUSTRY CONTRIBUTED 7.7 PER CENT TO THE TOTAL EMPLOYMENT

Employment in the ICT industry rose by 2.2 per cent. The ICT industry contributed 7.7 per cent to the total employment. ICT manufacturing recorded the highest employment with a share of 39.7 per cent followed by ICT services 27.9 per cent (Chart 3).

CHART 3

Employment in the ICT industry: Value, annual percentage change and percentage share by industry

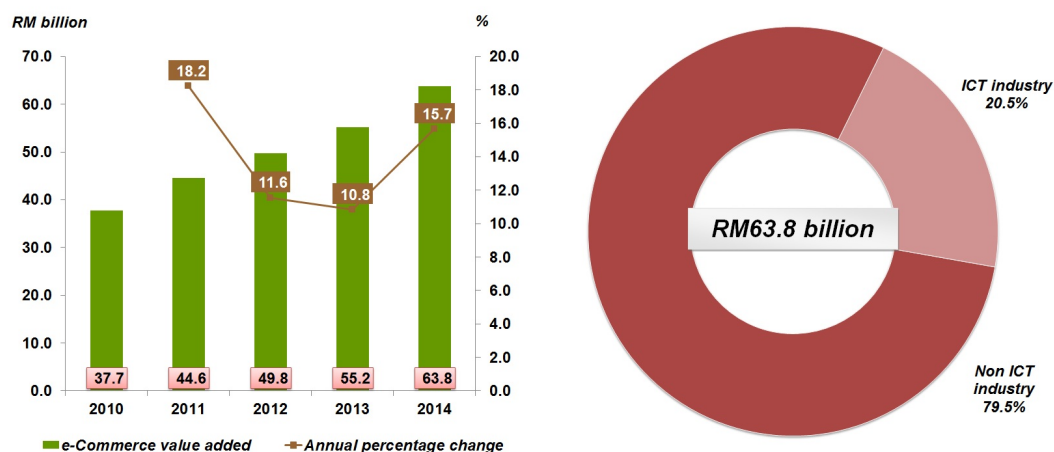


e-COMMERCE GREW 15.7 PER CENT

The total value added of e-Commerce in 2014 elevated to RM63.8 billion, an increase of RM8.6 billion from the previous year as shown in Chart 4. In terms of growth, the e-Commerce registered 15.7 per cent as against 10.8 per cent in 2013. The main contributor of e-Commerce was non ICT industry with a share of 79.5 per cent.

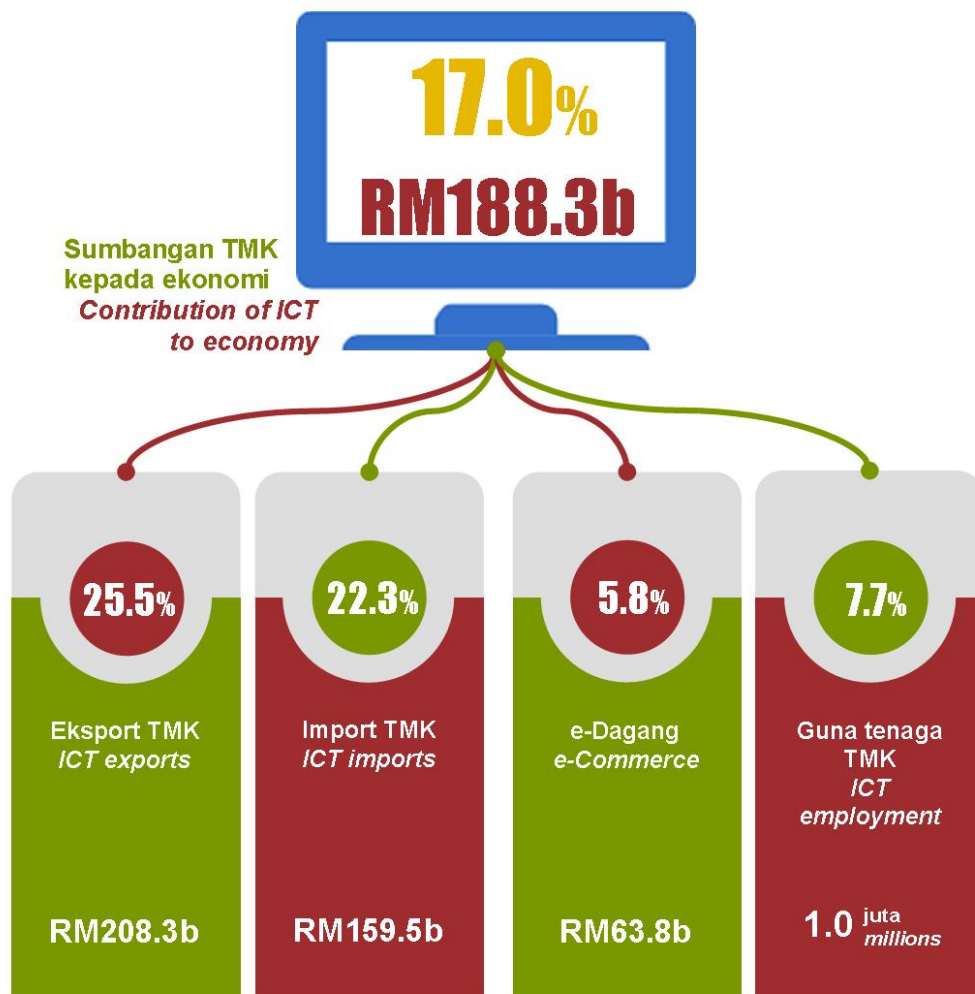
CHART 4

Value added of e-Commerce: Annual percentage change and percentage share by industry



[Click to download Snapshots](#)

ASTMK SEPINTAS LALU / SNAPSHOTS OF ICTSA MALAYSIA 2014



Sumber: Akaun Satelit Teknologi Maklumat dan Komunikasi, Jabatan Perangkaan Malaysia
Source: Information and Communication Technology Satellite Account, Department of Statistics, Malaysia

Released By:

**THE OFFICE OF CHIEF STATISTICIAN MALAYSIA
DEPARTMENT OF STATISTICS, MALAYSIA
#myHariBulan# #myBulan# #myTahun#**

Contact person:

Norrita binti Amran
Public Relation Officer
Corporate and User Services Division
Department of Statistics, Malaysia
Tel : +603-8885 7942
Fax : +603-8888 9248
Email : norrita.amran@stats.gov.my

Contact person:

Baharudin Mohamad
Public Relation Officer
Strategic Communication and International Division
Department of Statistics Malaysia
Tel : +603-8090 4681
Fax : +603-8888 9248
Email : baharudin[at]dosm.gov.my

Copyright ©2026 Department of Statistics Malaysia Official Portal. All Rights Reserved.