

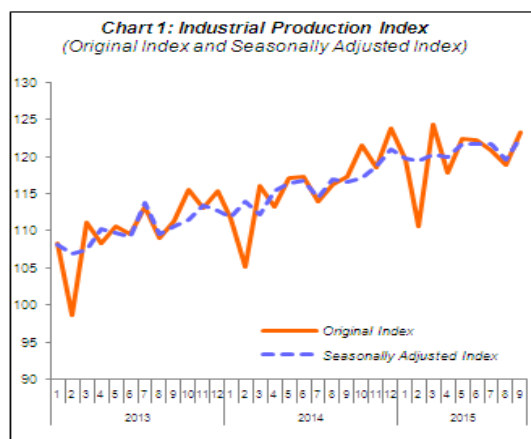


MINISTRY OF ECONOMY
DEPARTMENT OF STATISTICS MALAYSIA

INDEX OF INDUSTRIAL PRODUCTION, MALAYSIA SEPTEMBER 2015

HIGHLIGHTS

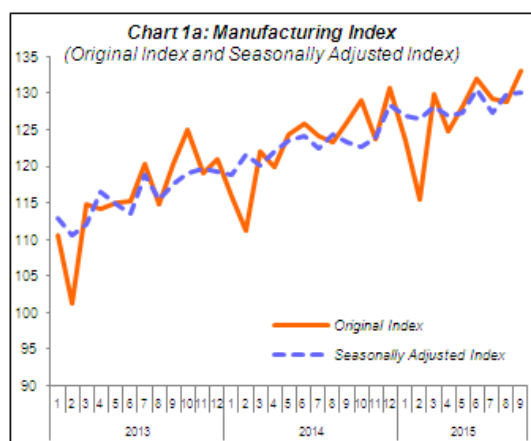
| Sector | Seasonally Adjusted Index | | Original Index | |
|----------------------------|---------------------------|--------------------------|----------------|------------------------|
| | Index | % Changes Month-on-Month | Index | % Changes Year-on-Year |
| IPI | 122.5 | 2.4 | 123.2 | 5.1 |
| Mining Index | 104.6 | 9.2 | 101.1 | 4.4 |
| Manufacturing Index | 130.1 | 0.1 | 133.1 | 5.6 |
| Electricity Index | 123.1 | -0.8 | 121.4 | 2.6 |



PERFORMANCE OF INDUSTRIAL PRODUCTION INDEX

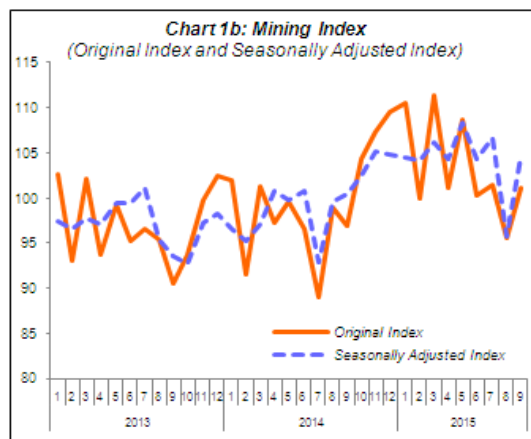
The Industrial Production Index (IPI) increase by 5.1% in September 2015 as compared to the same month of the previous year. The expansion in September 2015 was driven by positive growth in all indices: Manufacturing (5.6%), Mining (4.4%) and Electricity (2.6%). The IPI in August 2015 has been revised to 2.3% year-on-year. This is due to the revision of Electricity index to 2.3% based on revised data received from data provider.

In seasonally adjusted terms, the IPI in September 2015 recorded a growth of 2.4% month-on-month following a rise of the indices: Manufacturing (0.1%) and Mining (9.2%) Meanwhile, the Electricity index declined by 0.8%.



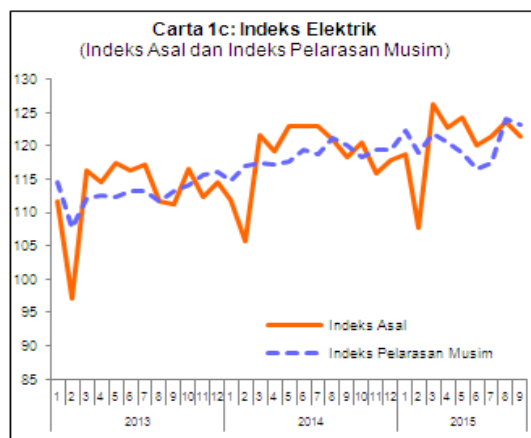
PERFORMANCE OF MANUFACTURING SECTOR

Year-on-year, Manufacturing sector output rose by 5.6% in September 2015 following an increase of 4.3% in August 2015. The major sub-sectors which expanded in September 2015 were: Electrical and Electronics Products (12.2%); Petroleum, Chemical, Rubber and Plastic Products (3.5%) and Non-metallic Mineral Products, Basic Metal and Fabricated Metal Products (4.7%). On a seasonally adjusted month-on-month basis, Manufacturing output edged up 0.1% in September 2015.



PERFORMANCE OF MINING SECTOR

The Mining sector output registered a growth of 4.4% in September 2015 as compared to the same month in 2014. This growth was contributed by the increase of Crude Oil index by 11.8%. The Natural Gas index however declined by 3.8%. On a seasonally adjusted terms, output for Mining sector grew by 9.2% as compared to August 2015.



PERFORMANCE OF ELECTRICITY SECTOR

The Electricity sector output grew 2.6% in September 2015 on yearly basis. In seasonally adjusted terms, Electricity sector output decreased by 0.8% as compared to the previous month.

PERFORMANCE OF INDUSTRIAL PRODUCTION INDEX FOR THE THIRD QUARTER 2015

Malaysia's Industrial Production Index for the third quarter 2015 expanded by 4.5%, compared with the same quarter of the previous year. The expansion was supported by the increase in all three indices: Manufacturing (4.7%); Mining (4.7%) and Electricity (1.2%).

| Sector | Q2 2015 | Q3 2015 | % Changes | |
|----------------------------|---------|---------|---------------------|---------------------|
| | | | Q3 2015/ Q3 2014 | Q3 2015/ Q2 2015 |
| IPI | 120.8 | 121.0 | 4.5 | 0.1 |
| Mining Index | 103.4 | 99.4 | 4.7 | -3.9 |
| Manufacturing Index | 128.4 | 130.4 | 4.7 | 1.5 |
| Electricity Index | 122.4 | 122.2 | 1.2 | -0.2 |

*** Notes:**

Data for September 2015 is **provisional**. The data will be updated based on the latest available figures and subsequently published in the October 2015 publication.

THE OFFICE OF CHIEF STATISTICIAN MALAYSIA
DEPARTMENT OF STATISTICS MALAYSIA
9 NOVEMBER 2015

Contact person:

Norrita binti Amran
Public Relation Officer
Corporate and User Services Division
Department of Statistics, Malaysia

Tel : +603-8885 7942

Fax : +603-8888 9248

Email : norrita.amran@stats.gov.my

Contact person:

Baharudin Mohamad

Public Relation Officer

Strategic Communication and International Division

Department of Statistics Malaysia

Tel : +603-8090 4681

Fax : +603-8888 9248

Email : baharudin[at]dosm.gov.my

Copyright ©2025 Department of Statistics Malaysia Official Portal. All Rights Reserved.