



MINISTRY OF ECONOMY  
DEPARTMENT OF STATISTICS MALAYSIA

---

## ENVIRONMENT STATISTICS 2020

---

table, table td{border:0 !important;}

### ENVIRONMENT STATISTICS 2020

#### **Selangor recorded the highest scheduled waste and clinical waste**

Environment Statistics 2020 which published by the Department of Statistics Malaysia is a new publication that presents environmental statistics for 14 states encompassing six (6) components namely Environmental Conditions & Quality; Environmental Resources & Their Use; Residuals; Extreme Events & Disasters; Human Settlements & Environmental Health; and Environmental Protection, Management & Engagement. The compilation of these statistics includes environment state and information, impacts of human activities on the environment and actions taken to minimise the impact based on the Framework for the Development of Environment Statistics (FDES), United Nations.

Scheduled waste and clinical waste are the categories under waste listed in the First Schedule Environmental Quality (Scheduled Wastes) Regulations, 2005 under Environmental Quality Act 1974. The scheduled wastes increased 8.3 per cent annually for the period 2015 until 2019 and 4,013.2 tonnes was generated in 2019. Selangor recorded the highest scheduled waste of 1,019.9 thousand tonnes in 2019 with a contribution of 25.4 per cent. Selangor also dominated the clinical wastes at 7.3 thousand tonnes as compared to other states.

Among the industries that contributed to the scheduled wastes generated in 2019 at national level was power plant activity with a contribution of 24.2 per cent followed by metal refinery (12.2%), chemical industry (10.7%) and electric & electronic (10.1%). Furthermore, the clinical wastes are expected to increase drastically due to the increasing number of COVID-19 positive cases in 2020. The rise of COVID-19 positive cases is in tandem with the increase of manpower in health facilities and quarantine centres that inadvertently contribute to the increase in the volume of clinical waste.

Malaysia's geographical location that is surrounded by the sea makes this country owns a long coastline. In addition, the existence of beautiful beaches, clean and safe environment as well as attractive landscapes are the main attractions for tourism such as Pulau Langkawi, Pulau Redang, Pulau Tioman and Pulau Sipadan to name a few. Referring to the Domestic Tourism Survey 2020, beach/ sea activity is one of the main activities for tourism purposes. Based on the Tourism Satellite Account 2019 publication, tourism industry contributed 15.9 per cent to Gross Domestic Product (GDP) with value of RM240.2 billion (2018: RM220.4 billion). However, coastal areas tend to be vulnerable to the various threats especially erosion. The impact of the erosion will cause losses to the tourism sector and economic resources. In general, Malaysia's coastline was 8,840.0 km and 1,347.6 km has experienced coastal erosion until 2019. Sarawak with a coastline of 1,234.1 km experienced coastal erosion of 492.5 km length followed by Sabah (429.3 km) and Perak (95.1 km).

There are five (5) types of Food and Water Borne Diseases namely Cholera, Typhoid, Dysentery, Hepatitis

A and food poisoning. Food poisoning recorded the highest number of cases at 16,583 as compared to other Food and Water Borne Diseases in 2019. W.P. Labuan recorded the highest incidence rate of food poisoning per 100,000 population at 165.2 in 2019. This was followed by Sabah (71.2) and Terengganu (68.9).

Malaysia is located in the equatorial zone and experiences hot and humid climate. In general, it has a uniform temperature, high humidity and abundant rainfall. Three (3) meteorological stations that recorded the highest mean temperature in 2019 were Temerloh station in Pahang (33.9°C) followed by Lubok Merbau, Perak and Subang, Selangor with each of the station recording an average temperature of 33.6°C. Petaling Jaya station, Selangor recorded the highest annual rainfall of 3,673.2 mm followed by Labuan, W.P. Labuan (3,433.6 mm) and Bintulu, Sarawak (3,316.6 mm).

The full publication of the Environment Statistics 2020 can be downloaded through eStatistik portal.



## ENVIRONMENT STATISTICS 2020

Environment Statistics 2020 consists of 14 publications at the state level that were extracted from the Compendium of Environmental Statistics, Malaysia, 2020 publication.



Compilation of statistics includes information and environmental conditions, the impact of human activities on the environment and measures taken to reduce the impact.

## SELECTED STATISTICS ON ENVIRONMENT



### Mean temperature

(°C)

Temerloh, Pahang	33.9
Lubok Merbau, Perak	33.6
Subang, Selangor	33.6



### Rainfall

(mm)

Petaling Jaya, Selangor	3,673.2
Labuan, W.P. Labuan	3,433.6
Bintulu, Sarawak	3,316.6



### Logs production

(cubic metre)

Sarawak	4,696,721
Pahang	1,787,612
Sabah	1,384,739

Note: Referring to 2018



### Scheduled waste

('000 tonnes)

Selangor	1,019.9
Johor	917.3
Negeri Sembilan	435.0



### Clinical waste

('000 tonnes)

Selangor	7.3
W.P. Kuala Lumpur	3.8
Sarawak	3.7



### Supply of abstracted raw water from river

(million litres per day)

Selangor	4,665
Sarawak	1,679
Kedah	1,574



### Flood

Sarawak	331
Selangor	158
Negeri Sembilan	84

Note: Referring to 2018



### Coastal erosion

(km)

Sarawak	492.5
Sabah	429.3
Perak	95.1



### Incidence rate of food poisoning


(per 100,000 population)

W.P. Labuan	165.2
Sabah	71.2
Terengganu	68.9

This publication can be accessed and free download through the [eStatistik](https://www.dosm.gov.my) on the DOSM portal, [www.dosm.gov.my](https://www.dosm.gov.my).



Johor



Kedah



Kelantan



Melaka




Negeri Sembilan



Pahang



Perak



Perlis



Pulau Pinang




Sabah




Sarawak



Selangor



Terengganu



Wilayah Persekutuan

**Released By:**

**DATO' SRI DR. MOHD UZIR MAHIDIN**  
**CHIEF STATISTICIAN MALAYSIA**  
**DEPARTMENT OF STATISTICS, MALAYSIA**

 [DrUzir\\_Mahidin](#)   [Dr\\_Uzir](#)

**#myHariBulan# #myBulan# #myTahun#**

**Contact person:**

**Mohd Yusrizal Ab Razak**

Public Relation Officer

Strategic Communication and International Division

Department of Statistics, Malaysia

Tel : +603-8885 7942

Fax : +603-8888 9248

Email : [yusrizal.razak\[at\]dosm.gov.my](mailto:yusrizal.razak[at]dosm.gov.my)

**Contact person:**

Baharudin Mohamad

Public Relation Officer

Strategic Communication and International Division

Department of Statistics Malaysia

Tel : +603-8090 4681

Fax : +603-8888 9248

Email : [baharudin\[at\]dosm.gov.my](mailto:baharudin[at]dosm.gov.my)

**Copyright ©2025 Department of Statistics Malaysia Official Portal. All Rights Reserved.**