



MINISTRY OF ECONOMY
DEPARTMENT OF STATISTICS MALAYSIA

EMPLOYMENT STATISTICS SECOND QUARTER 2020

Introduction

This publication presents the labour demand statistics based on the Quarterly Employment Survey conducted on formal private sector establishments encompassing major economic activities namely Agriculture, Mining & Quarrying, Manufacturing, Construction and Services. The principal statistics of employment presented in this report are jobs, filled jobs, vacancies and jobs created by economic activity and category of skill.

Labour Demand, Second Quarter 2020

In Q2 2020, total jobs in the private sector decreased by 236 thousand year-on-year to 8.383 million. Filled jobs comprised of 8.214 million with the rate of filled jobs recorded at 98.0 per cent. In the meantime, job vacancies dropped to 170 thousand with the vacancies rate of 2.0 per cent.

Labour Demand by Skill

In Q2 2020, jobs in the skilled category decreased by 48 thousand from Q2 2019 to 2.058 million jobs, comprising of 98.1 per cent of filled jobs (2.019 million) and vacancies of 1.9 per cent (39 thousand). Meanwhile, 3 thousand jobs were created in Q2 2020.

Semi-skilled category recorded 5.210 million jobs, declined by 157 thousand jobs as against Q2 2019. The rate of filled jobs was 98.2 per cent with 5.118 million filled jobs while vacancies rate was 1.8 per cent with 93 thousand job vacancies. This category recorded 8 thousand jobs created.

As for low skilled-category, jobs decreased 31 thousand year-on-year to 1.115 million. Filled jobs made up 96.6 per cent of total jobs at 1.077 million. Job vacancies within the same period was 38 thousand with a rate of 3.4 per cent. Low skilled category recorded 1 thousand jobs created.

Labour Demand by Economic Activity

Services sector remained with the largest share of jobs in Q2 2020 at 51.8 per cent followed by Manufacturing sector (26.6%) and Construction (14.9%). The remaining were in Agriculture sector (5.7%) and Mining & Quarrying sector (0.9%).

On the contrary, vacancies was primarily in the Manufacturing sector with a share of 55.1 per cent while Services sector comprised of 17.3 per cent. Agriculture sector ranked third with a share of 16.6 per cent, followed by Construction (10.8%) and Mining & Quarrying (0.2%).

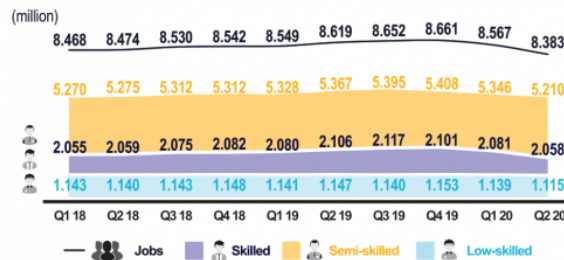
As for jobs created, 35.2 per cent were in Services sector followed by Manufacturing (30.9%) and Construction (30.2%).



EMPLOYMENT STATISTICS SECOND QUARTER 2020

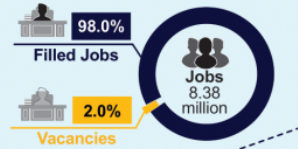


Total jobs in private sector dropped by
236 thousand year on year to **8.38 million**

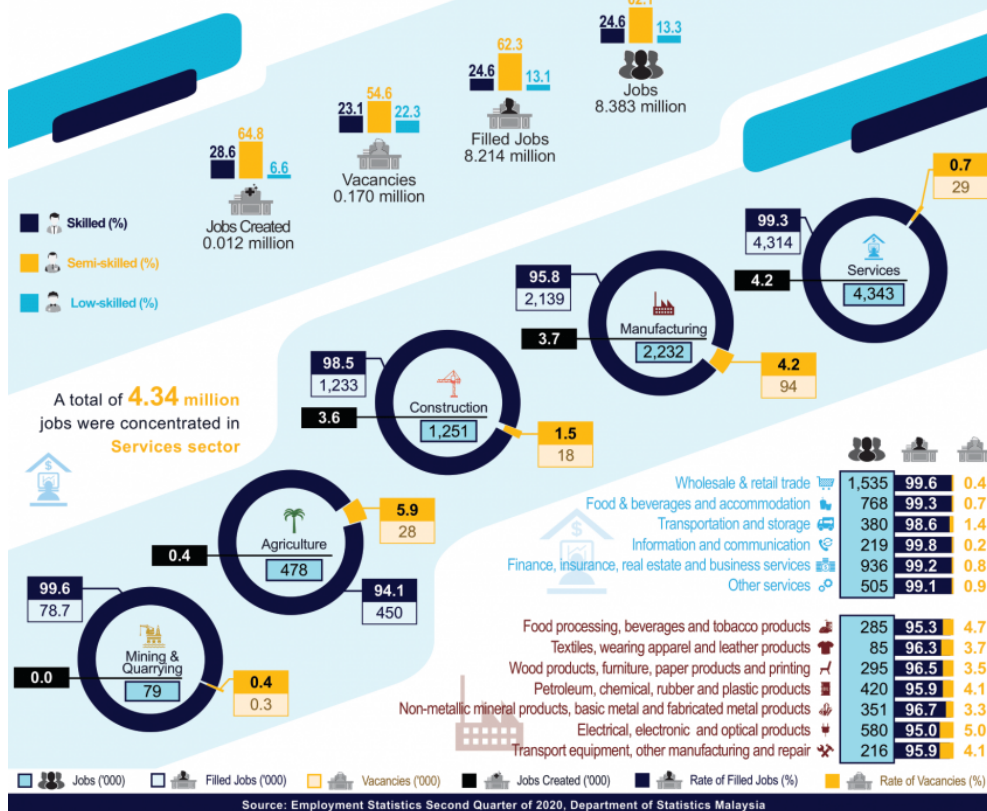


Notes: The sum of a category may differ from the total number of jobs due to independent rounding

98.0 per cent of jobs were filled



62.1 per cent jobs in private sector were in **semi-skilled** category



Source: Employment Statistics Second Quarter of 2020, Department of Statistics Malaysia

The detailed information and technical notes are published in the publication of Employment Statistics, Second Quarter 2020. This publication is accessible and downloadable free of charge through the eStatistik application in DOSM web page, www.dosm.gov.my.

Released By:

DATO' SRI DR. MOHD UZIR MAHIDIN
CHIEF STATISTICIAN MALAYSIA
DEPARTMENT OF STATISTICS, MALAYSIA

 **DrUzir_Mahidin**   **Dr_Uzir**

#myHariBulan# #myBulan# #myTahun#

Contact person:

Mohd Yusrizal Ab Razak

Public Relation Officer

Strategic Communication and International Division

Department of Statistics, Malaysia

Tel : +603-8885 7942

Fax : +603-8888 9248

Email : yusrizal.razak[at]dosm.gov.my

Contact person:

Baharudin Mohamad

Public Relation Officer

Strategic Communication and International Division

Department of Statistics Malaysia

Tel : +603-8090 4681

Fax : +603-8888 9248

Email : baharudin[at]dosm.gov.my

Copyright ©2025 Department of Statistics Malaysia Official Portal. All Rights Reserved.