



MINISTRY OF ECONOMY
DEPARTMENT OF STATISTICS MALAYSIA

EMPLOYMENT STATISTICS FIRST QUARTER 2022



PRIME MINISTER'S DEPARTMENT
DEPARTMENT OF STATISTICS MALAYSIA



EMPLOYMENT STATISTICS FIRST QUARTER 2022

8.572

million jobs

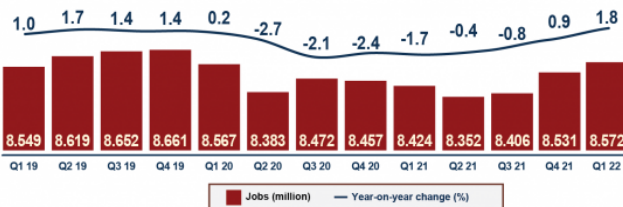
in economic
sector

97.8%
Filled Jobs

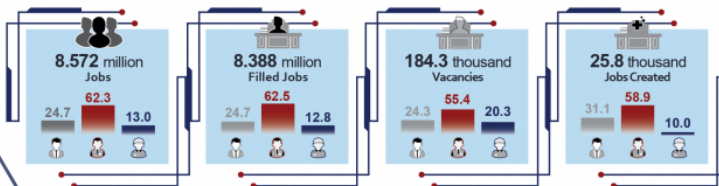

2.2%
Vacancies

(%) Percentage share

Total jobs increased **148.5 thousand** year-on-year



62.3% of jobs were in
semi-skilled category



4.442

million jobs were concentrated in Services sector

	Agriculture	Mining & Quarrying	Construction	Manufacturing	Services
Rate of Filled Jobs	93.5 %	99.4 %	98.2 %	95.5 %	99.4 %
Rate of Vacancies	6.5 %	0.6 %	1.8 %	4.5 %	0.6 %
(⁰⁰⁰)					
Jobs	467	78	1,242	2,344	4,442
Filled Jobs	437	77	1,220	2,237	4,417
Vacancies	30.1	0.5	22.2	106.2	25.3

Services

1,615	99.5 %	0.5 %	Wholesale & retail trade
791	99.7 %	0.3 %	Food & beverages and accommodation
395	99.3 %	0.7 %	Transportation & storage
229	99.5 %	0.5 %	Information & communication
905	99.0 %	1.0 %	Finance, insurance, real estate & business services
507	99.6 %	0.4 %	Other services

Jobs Filled Jobs Vacancies

Manufacturing

296	95.6 %	4.4 %	Food processing, beverages & tobacco products
84	96.4 %	3.6 %	Textiles, wearing apparel & leather products
303	95.7 %	4.3 %	Wood products, furniture, paper products and printing
446	95.4 %	4.6 %	Petroleum, chemical, rubber & plastic products
362	95.9 %	4.1 %	Non-metallic mineral products, basic metal & fabricated metal products
624	94.8 %	5.2 %	Electrical, electronic & optical products
228	95.7 %	4.3 %	Transport equipment, other manufacturing & repair

Jobs Created by Economic Activity (⁰⁰⁰)



Concepts & Definitions



Total labour which comprised of filled jobs & vacancies.



Unfilled jobs which are ready to be filled. Employers are actively seeking candidates including advertising vacancies, issuing notices and registering with employment agencies as well as conducting interviews to select candidates to fill in the vacancies.



Paid employees (full-time & part-time); and thus exclude individual proprietors and business partners, unpaid family workers & employees on unpaid leave.



Jobs created in an organisation which were not previously available, including newly created service schemes, jobs created for the promotion of existing employees and increase in the number of jobs from the existing structure.

Notes: The sum may differ from the total due to independent rounding

Source : Employment Statistics First Quarter of 2022 Department of Statistics Malaysia

Introduction

This publication presents the labour demand statistics based on the Quarterly Employment Survey conducted on formal private sector establishments encompassing major economic activities namely Agriculture, Mining & Quarrying, Manufacturing, Construction and Services. The principal statistics of employment presented in this report are jobs, filled jobs, vacancies and jobs created by economic activity and category of skill.

Labour Demand, First Quarter of 2022

The number of jobs in the economic sector during this quarter increased to 8.572 million (Q1 2021: 8.424 million). The rate of filled jobs was 97.8 per cent encompassing a total of 8.388 million filled jobs while the number of job vacancies were 184 thousand with a rate of 2.2 per cent (Q1 2021: 178 thousand). Additionally, the number of jobs created also went up to 25.84 thousand in this quarter (Q1 2021: 17.38 thousand).

Labour Demand by Skill

Analysing the labour demand by skill category, the number of jobs in the semi-skilled category made up of 62.3 per cent of total jobs or 5.344 million jobs. Meanwhile, the skilled category and the low-skilled category registered 24.7 and 13.0 per cent respectively.

In the **skilled category**, there were 2.072 million filled jobs, increased by 51 thousand jobs as compared to the same quarter of the previous year (Q1 2021: 2.021 million) with a rate of 97.9 per cent whereas job vacancies recorded 44.9 thousand or 2.1 per cent rate of job vacancies. A total of 8.0 thousand jobs were created in this category.

Semi-skilled category posted 5.242 million filled jobs at a rate of 98.1 per cent and 1.9 per cent of job vacancies (102.2 thousand). There were 15.2 thousand jobs created in this category.

In the meantime, filled jobs in the **low-skilled category** increased by 0.3 per cent to 1.073 million compared to the same quarter of the preceding year (Q1 2021: 1.070 million). The number of job vacancies accounted 37.3 thousand vacancies with a rate of 3.4 per cent. A total of 2.6 thousand jobs were created in this category.

Labour Demand by Economic Activity

By economic activity, jobs and filled jobs largest composition were in the Services sector with a share of 51.8 per cent (4.442 million) and 52.7 per cent (4.417 million) respectively. Meanwhile, Manufacturing sector comprised of 27.3 per cent (2.344 million) jobs while filled jobs posted 2.237 million or 26.7 per cent.

Services sector dominated jobs created with 47.6 per cent or 12.3 thousand jobs created. Manufacturing sector with a contribution of 33.3 per cent (8.6 thousand) ranked second and followed by Construction (12.9%; 3.3 thousand).

The full publication of the Employment Statistics, First Quarter 2022 can be downloaded through [eStatistik](#) Portal.

For more details, please refer to the Department's portal: www.dosm.gov.my.

Released By:

**THE OFFICE OF CHIEF STATISTICIAN MALAYSIA
DEPARTMENT OF STATISTICS, MALAYSIA**

11 May 2022

Contact person:

Mohd Yusrizal Ab Razak
Public Relation Officer
Strategic Communication and International Division
Department of Statistics, Malaysia
Tel : +603-8885 7942
Fax : +603-8888 9248
Email : yusrizal.razak@dosm.gov.my

Contact person:

Baharudin Mohamad
Public Relation Officer
Strategic Communication and International Division
Department of Statistics Malaysia
Tel : +603-8090 4681
Fax : +603-8888 9248
Email : baharudin[at]dosm.gov.my

Copyright ©2025 Department of Statistics Malaysia Official Portal. All Rights Reserved.