



MINISTRY OF ECONOMY  
DEPARTMENT OF STATISTICS MALAYSIA

---

## EMPLOYMENT STATISTICS FIRST QUARTER 2020

---

### Introduction

This publication presents the labour demand statistics based on the Quarterly Employment Survey conducted on formal private sector establishments encompassing major economic activities namely Agriculture, Mining & Quarrying, Manufacturing, Construction and Services. The principal statistics of employment presented in this report are jobs, filled jobs, vacancies and jobs created by economic activity and category of skill.

### Labour Demand, First Quarter 2020

In Q1 2020, total jobs in the private sector was 8,567 thousand, went up by 18 thousand as compared to 8,549 thousand in the same quarter of the preceding year. The rate of filled jobs was 98.1 per cent with 8,401 thousand filled jobs. Meanwhile, job vacancies dropped to 166 thousand with the rate of 1.9 per cent.

### Labour Demand by Skill

In Q1 2020, jobs in the skilled category increased by 1 thousand from Q1 2019 to 2,081 thousand jobs, comprising of 98.0 per cent of filled jobs (2,039 thousand) and vacancies of 2.0 per cent (43 thousand). Meanwhile, 9 thousand jobs were created in Q1 2020.

Semi-skilled category registered a rise of 18 thousand jobs as against Q1 2019 to 5,346 thousand jobs. The rate of filled jobs for this category was 98.4 per cent (5,259 thousand), while the vacancies rate was 1.6 per cent (87 thousand job vacancies). This category recorded 9 thousand jobs created.

In the meantime, jobs in the low skilled-category declined 2 thousand year on year to 1,139 thousand. Filled jobs made up 96.8 per cent of total jobs at 1,103 thousand. Job vacancies within the same period recorded a rate of 3.2 per cent (37 thousand). Jobs created for this quarter was 1 thousand.

### Labour Demand by Economic Activity

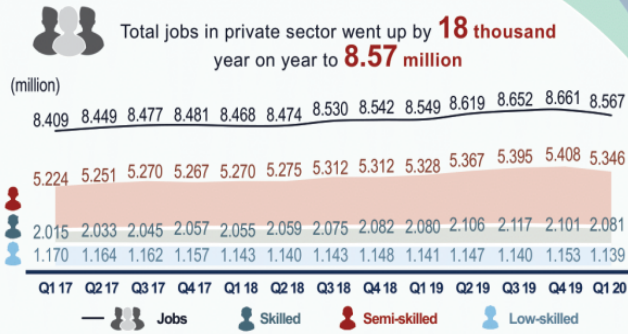
In Q1 2020, 51.9 per cent of jobs was concentrated in Services sector, followed by Manufacturing (26.3%) and Construction (15.2%). The remaining were in Agriculture (5.6%) and Mining & Quarrying (0.9%) sectors.

As for vacancies, 54.4 per cent was in the Manufacturing sector while Services sector comprised of 18.4 per cent. Agriculture sector ranked third with a share of 15.9 per cent, followed by Construction (11.1%) and Mining & Quarrying (0.2%).

As for jobs created, 51.0 per cent were in Services sector followed by Construction (26.2%) and Manufacturing (16.6%).



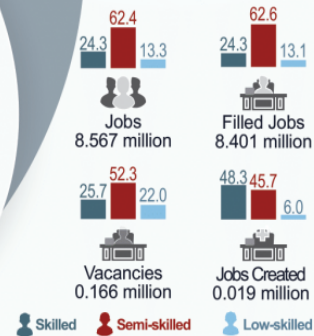
## EMPLOYMENT STATISTICS FIRST QUARTER 2020



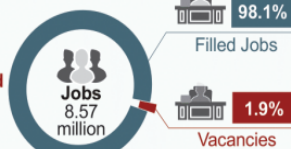
Notes: The sum of a category may differ from the total number of jobs due to independence rounding

**62.4 per cent** jobs in private sector were in **semi-skilled category**

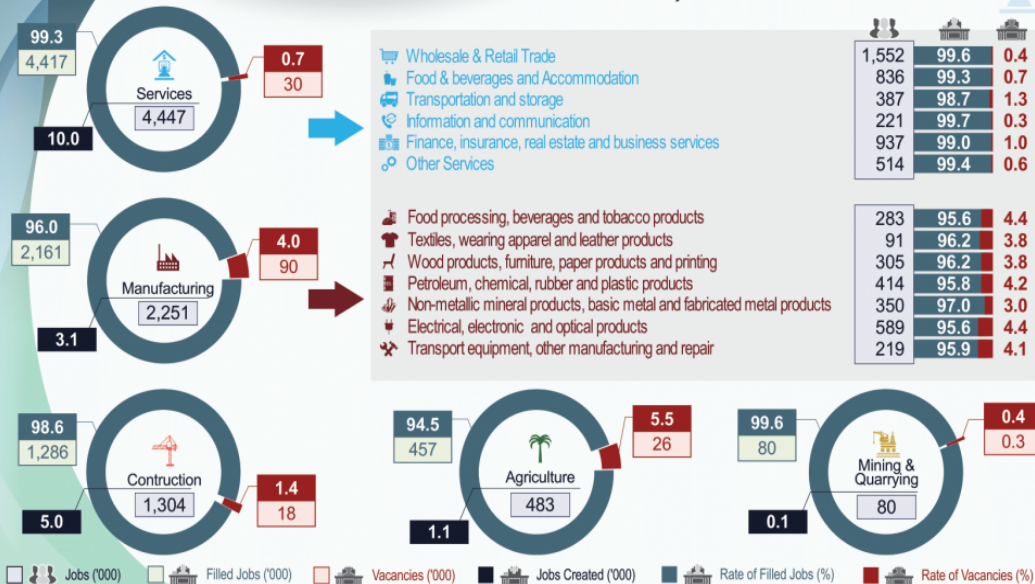
## Employment by Skill (per cent)



**98.1 per cent** of jobs were filled



A total of **4.45 million** jobs were concentrated in **Services sector**



Source: Employment Statistics First Quarter of 2020, Department of Statistics Malaysia

The detailed information and technical notes are published in the publication of Employment Statistics, First Quarter 2020. This publication is accessible and downloadable free of charge through the eStatistik application in DOSM web page, [www.dosm.gov.my](http://www.dosm.gov.my).

**Released By:**

**DATO' SRI DR. MOHD UZIR MAHIDIN**  
**CHIEF STATISTICIAN MALAYSIA**  
**DEPARTMENT OF STATISTICS, MALAYSIA**

 **DrUzir\_Mahidin**   **Dr\_Uzir**

**#myHariBulan# #myBulan# #myTahun#**

**Contact person:**

**Mohd Yusrizal Ab Razak**

Public Relation Officer  
Strategic Communication and International Division  
Department of Statistics, Malaysia  
Tel : +603-8885 7942  
Fax : +603-8888 9248  
Email : yusrizal.razak[at]dosm.gov.my

**Contact person:**

Baharudin Mohamad  
Public Relation Officer  
Strategic Communication and International Division  
Department of Statistics Malaysia  
Tel : +603-8090 4681  
Fax : +603-8888 9248  
Email : baharudin[at]dosm.gov.my

**Copyright ©2025 Department of Statistics Malaysia Official Portal. All Rights Reserved.**