



MINISTRY OF ECONOMY
DEPARTMENT OF STATISTICS MALAYSIA

ECONOMIC CENSUS 2016 - ENVIRONMENTAL COMPLIANCE

Environmental Protection Expenditure increased to RM2.55 billion in 2015 with annual growth rate of 3.9%

INTRODUCTION

This publication presents statistics on environmental protection expenditure based on information obtained from the Economic Census carried out in 2016 for reference year 2015. The sectors covered were Agriculture; Mining & Quarrying; Manufacturing; Construction and Services. This census was carried out to gather information on capital and operating expenditure incurred to protect the environment.

OVERALL PERFORMANCE OF ENVIRONMENTAL PROTECTION EXPENDITURE

In 2015, RM2.55 billion was spent on the environmental protection with annual growth rate of 3.9 per cent compared to 2010. Operating expenditure amounted at RM1.5 billion while capital expenditure amounted at RM0.80 billion.

Manufacturing sector was the highest contributor to environmental protection expenditure of RM1.88 billion. This is followed by sectors of Services with RM0.29 billion, and Mining & Quarrying of RM0.18 billion.

The main two types of expenditure for environmental protection were environmental protection expenditure by activity with a value of RM1.67 billion (65.4%) and waste management RM0.78 billion (29.6%).

Small Medium Enterprises (SMEs) contributed 17.0 per cent to environmental protection expenditure where medium-size establishments became the main contributors with RM290.9 million.



ECONOMIC CENSUS 2016



ENVIRONMENTAL COMPLIANCE

Environmental Protection Expenditure, 2015

RM2.11 billion



Annual
Growth
Rate
3.9%

RM2.55 billion

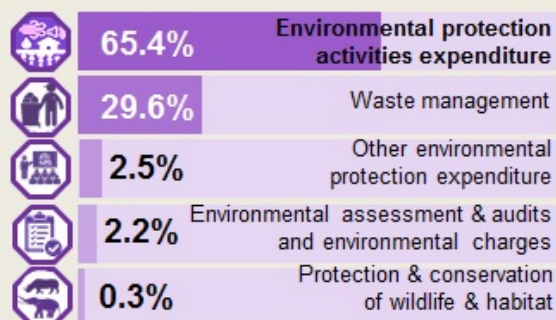
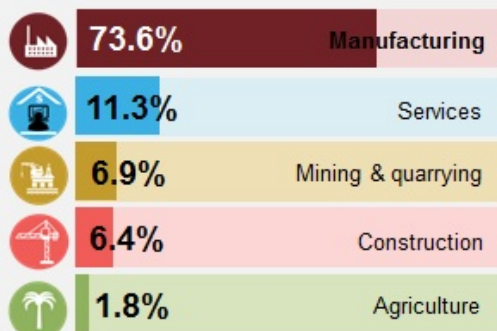


Capital
expenditure
31.5%




Operating
expenditure
68.5%

Environmental Protection Expenditure by Sector and Types of Expenditure, 2015



Environmental Protection Expenditure by Establishment Size, 2015



17.0%

Small Medium Enterprises (SMEs) contributed 17.0 per cent to environmental protection expenditure where medium-size establishments became the main contributors with RM290.9 million.

Released By:

**THE OFFICE OF CHIEF STATISTICIAN MALAYSIA
DEPARTMENT OF STATISTICS, MALAYSIA
#myHariBulan# #myBulan# #myTahun#**

Contact person:

Ho Mei Kei
Public Relation Officer
Corporate and User Services Division
Department of Statistics, Malaysia
Tel : +603-8885 7942
Fax : +603-8888 9248
Email : mkho[at]stats.gov.my

Contact person:

Baharudin Mohamad
Public Relation Officer
Strategic Communication and International Division
Department of Statistics Malaysia
Tel : +603-8090 4681
Fax : +603-8888 9248
Email : baharudin[at]dosm.gov.my

Copyright ©2026 Department of Statistics Malaysia Official Portal. All Rights Reserved.