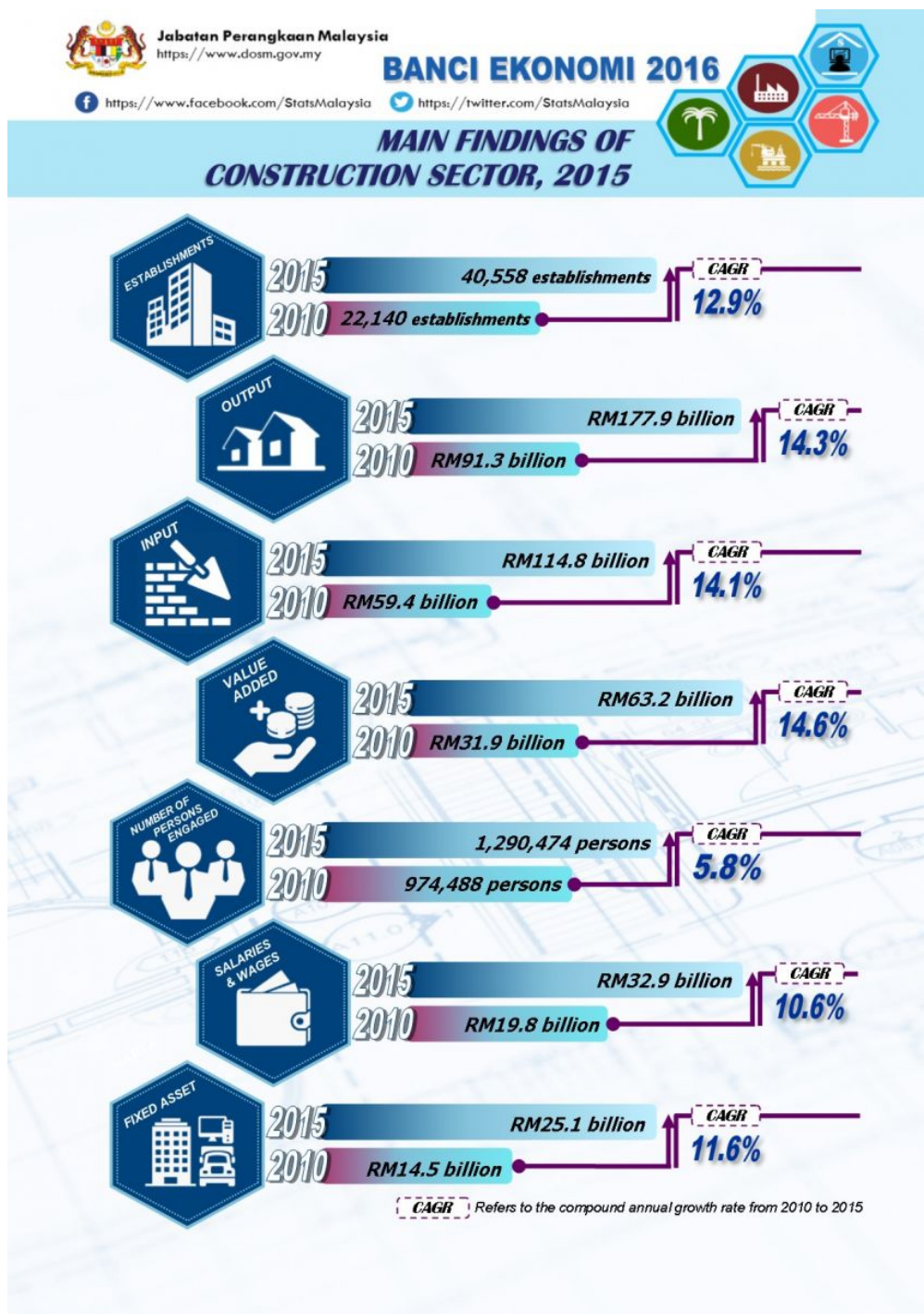




MINISTRY OF ECONOMY
DEPARTMENT OF STATISTICS MALAYSIA

ECONOMIC CENSUS 2016 - CONSTRUCTION



THE COMPOUND ANNUAL GROWTH RATE OF GROSS OUTPUT IN CONSTRUCTION SECTOR GREW 14.3 PER CENT TO RM177.9 BILLION IN 2015 AS COMPARED TO RM91.3 BILLION IN 2010

PERFORMANCE OF THE CONSTRUCTION SECTOR

This report contains statistics on Economic Census of Construction Sector conducted in 2016 for reference year 2015. A total of 40,558 establishments were involved in this census with compound annual growth rate (CAGR) of 12.9 per cent as compared to 22,140 establishments in 2010.

The overall performance of the construction sector in 2015 recorded a positive growth in all key indicators. The gross output in 2015 was RM177.9 billion, an increase of RM86.6 billion as compared to 2010 with compound annual growth rate of 14.3 per cent. In line with the rapid growth in gross output, the value of intermediate input also increased by RM55.4 billion to record RM114.8 billion with compound annual growth rate of 14.1 per cent, thus resulting a value added of RM63.2 billion in 2015. The number of persons engaged in the construction sector in 2015 amounted to 1,290,474 persons as compared to 974,488 persons in 2010 with an average growth of 5.8 per cent. In tandem with the expansion in the number of persons engaged, the total salaries & wages paid also increased to RM32.9 billion with compound annual growth rate of 10.6 per cent. The value of fixed assets continued to increase strongly by registering RM25.1 billion (2010: RM14.5 billion) an increase of 11.6 per cent.



PERFORMANCE OF THE CONSTRUCTION SUB-SECTORS

In 2015, the civil engineering sub-sector contributed the most to gross output of the construction sector with a share of 27.0 per cent (RM48.1 billion) as compared to 27.2 per cent (RM24.9 billion) in 2010. This was followed by the construction of non-residential buildings which recorded RM46.1 billion of gross output as compared to RM27.0 billion in 2010.

PERFORMANCE OF WOMEN-OWNED ESTABLISHMENTS

Women-owned establishments in construction sector accounted for 2,622 establishments with a share of 6.5 per cent and generated gross output of RM6.8 billion or 3.8 per cent share of the total sector in 2015. This category registered RM4.4 billion (3.8% share) of value of intermediate input, thus yielding the value added of RM2.5 billion (3.9% share). A total of 56,822 persons (4.4% share) were employed under this category out of the total persons engaged (1,290,474 persons), with salaries & wages paid of RM1.3 billion (4.0% share). Meanwhile, the value of fixed assets accumulated by this category was RM0.9 billion (3.4% share) as compared to the total fixed assets (RM25.1 billion) recorded in the last census of 2015.

Key indicators of women-owned establishments, 2010 and 2015

 CONSTRUCTION SECTOR ESTABLISHMENTS	KEY INDICATORS	 WOMEN-OWNED ESTABLISHMENTS	SHARE TO CONSTRUCTION SECTOR(%)	CAGR 2010-2015 (%)
40,558	Number of establishments	2,622	6.5	13.8
177.9	Value of gross output (RM billion)	6.8	3.8	9.4
114.8	Value of intermediate input (RM billion)	4.4	3.8	9.0
63.2	Value added (RM billion)	2.5	3.9	10.1
1,290,474	Number of persons engaged	56,822	4.4	1.1
32.9	Salaries & wages (RM billion)	1.3	4.0	6.8
25.1	Value of fixed asset (RM billion)	0.9	3.4	9.1

Released By:

THE OFFICE OF CHIEF STATISTICIAN MALAYSIA
DEPARTMENT OF STATISTICS, MALAYSIA
#myHariBulan# #myBulan# #myTahun#

Contact person:

Ho Mei Kei

Public Relation Officer

Corporate and User Services Division

Department of Statistics, Malaysia

Tel : +603-8885 7942

Fax : +603-8888 9248

Email : mkho[at]stats.gov.my

Contact person:

Baharudin Mohamad

Public Relation Officer

Strategic Communication and International Division

Department of Statistics Malaysia

Tel : +603-8090 4681

Fax : +603-8888 9248

Email : baharudin[at]dosm.gov.my

Copyright ©2025 Department of Statistics Malaysia Official Portal. All Rights Reserved.