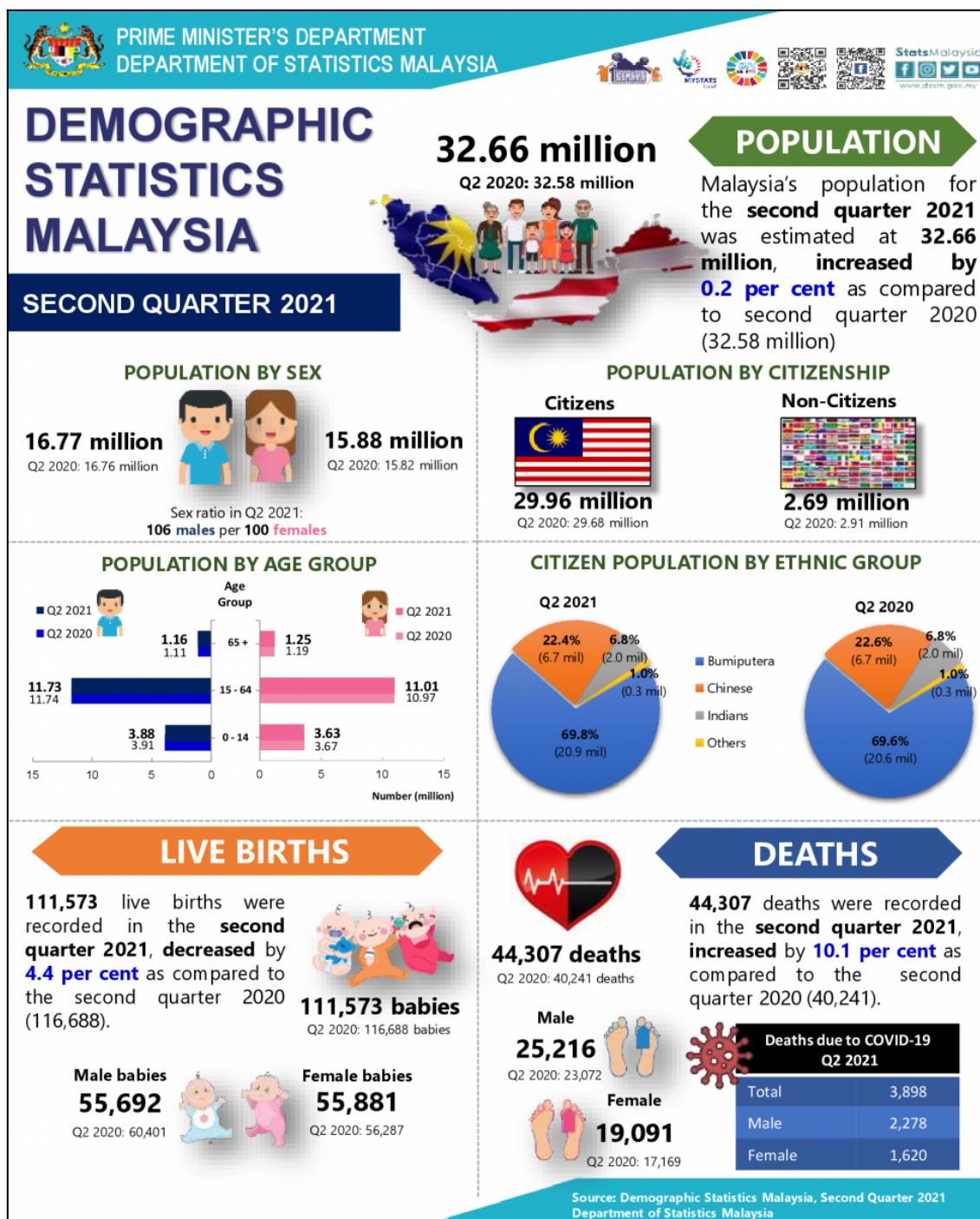


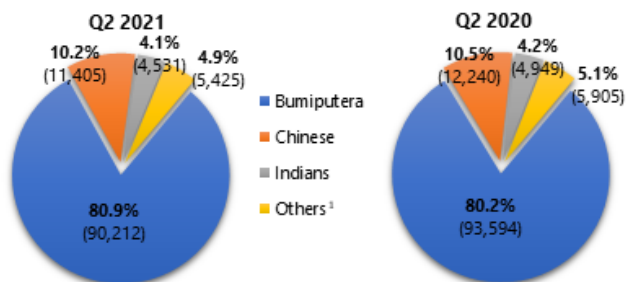


MINISTRY OF ECONOMY  
DEPARTMENT OF STATISTICS MALAYSIA

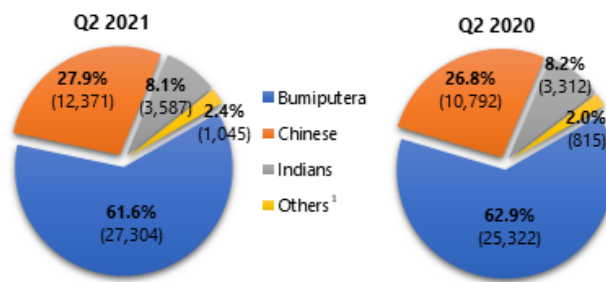
DEMOGRAPHIC STATISTICS SECOND QUARTER 2021, MALAYSIA



### LIVE BIRTHS BY ETHNIC GROUP





### DEATHS BY ETHNIC GROUP

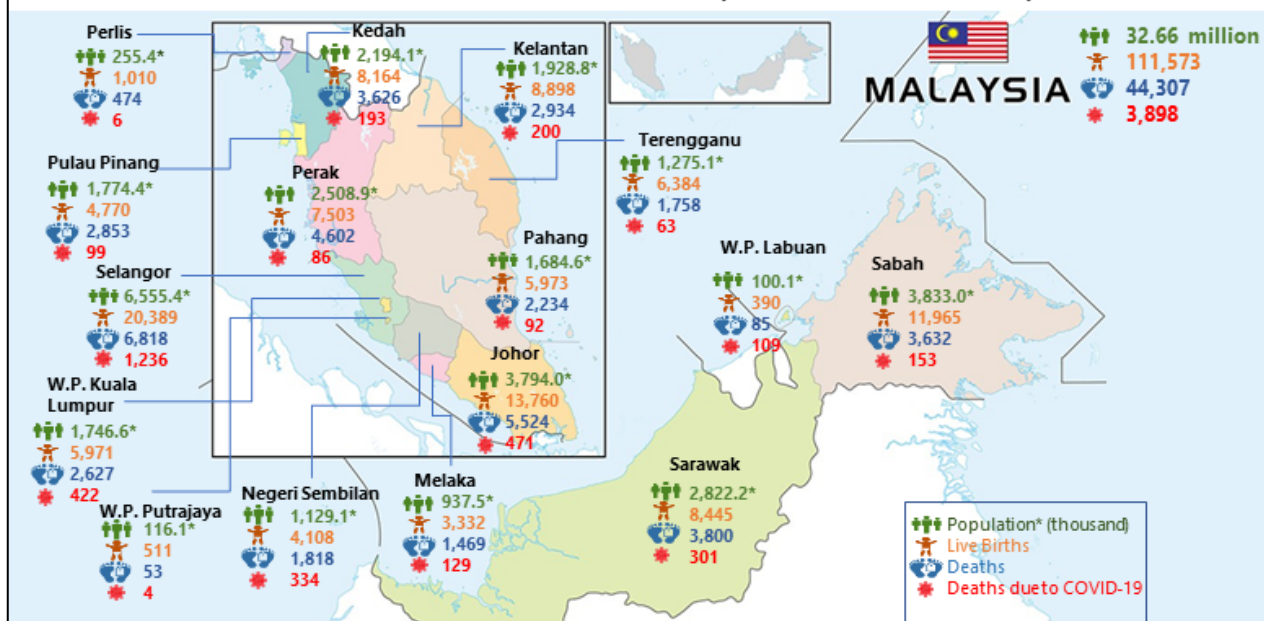


<sup>1</sup> Including Non-Citizens

**TABLE 1: NUMBER AND PERCENTAGE CHANGE OF LIVE BIRTHS AND DEATHS 2020 & 2021<sup>P</sup>, MALAYSIA**

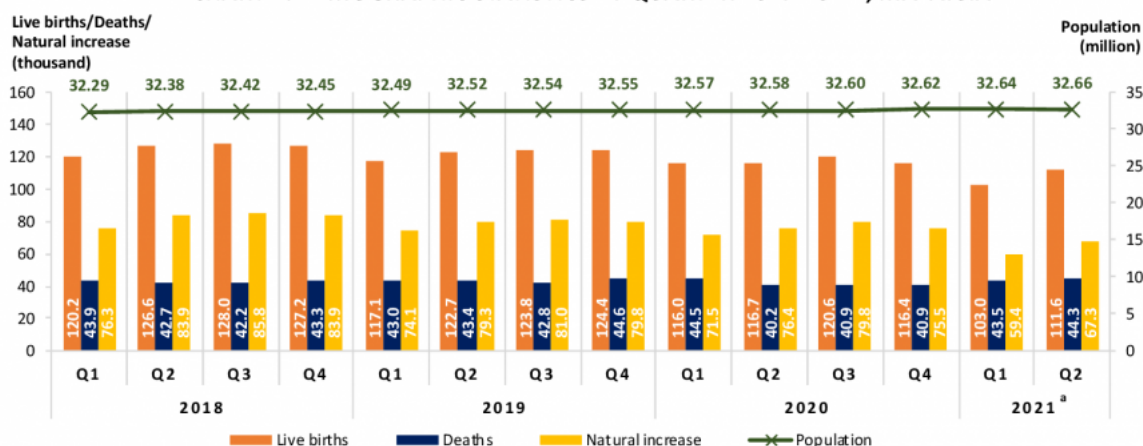
	2020		Month	2021 <sup>P</sup>	
	Year-on-year change (%)	Number		Number	Year-on-year change (%)
 <b>Live Births</b>	-5.1	37,815	April	32,988	-12.8
	-6.7	40,182	May	40,028	-0.4
	-2.6	38,691	June	38,557	-0.3
	-4.9	116,688	April-June	111,573	-4.4
 <b>Deaths</b>	-7.7	13,038	April	14,341	10.0
	-4.5	13,886	May	15,164	9.2
	-9.6	13,317	June	14,802	11.2
	-7.3	40,241	April-June	44,307	10.1

**EXHIBIT 1: DEMOGRAPHIC STATISTICS BY STATE, SECOND QUARTER 2021, MALAYSIA**

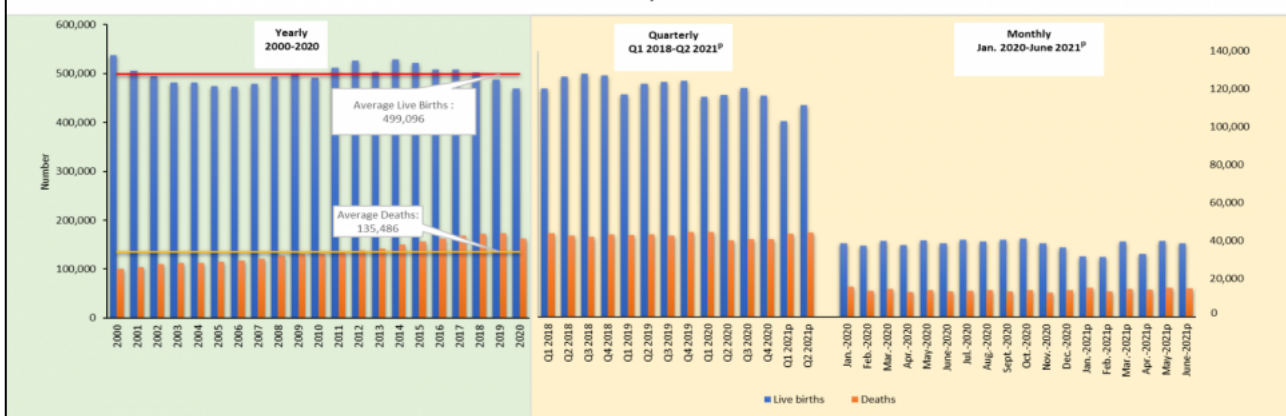


Source: Demographic Statistics Malaysia, Second Quarter 2021  
Department of Statistics Malaysia

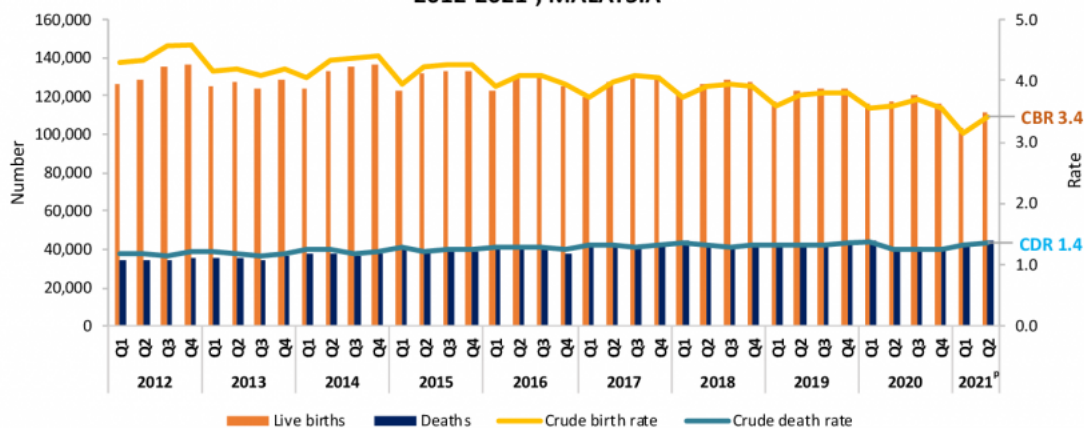
**CHART 1: DEMOGRAPHIC STATISTICS BY QUARTER 2017-2021<sup>P</sup>, MALAYSIA**



**CHART 2: LIVE BIRTHS AND DEATHS BY YEAR, QUARTER AND MONTH, 2000-2021<sup>P</sup>, MALAYSIA**



**CHART 3: LIVE BIRTHS AND DEATHS (NUMBER AND RATE) BY QUARTER, 2012-2021<sup>P</sup>, MALAYSIA**



Notes:

<sup>a</sup> Preliminary.

<sup>b</sup> The number of live births and deaths refer to preliminary figures. Total population refers to estimates.

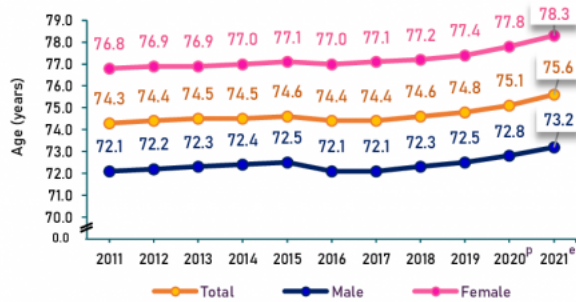
<sup>c</sup> Quarterly period: Q1=January-March; Q2=April-June; Q3=July-September; Q4=October-December.

<sup>d</sup> The added total may differ due to rounding.

Source: Demographic Statistics Malaysia, Second Quarter 2021  
Department of Statistics Malaysia

# LIFE EXPECTANCY

## LIFE EXPECTANCY AT BIRTH, 2011- 2021<sup>e</sup>



A newborn baby in **2021** is expected to live until the age of **75.6 years**. The gap in life expectancy at birth between baby boy and girl is **5.1 years**

## LIFE EXPECTANCY AT SPECIFIC AGE

### AGE AT 15 YEARS

A **male** at the age of **15 years** is expected to live another **58.9 years** and **female** another **64.0 years**

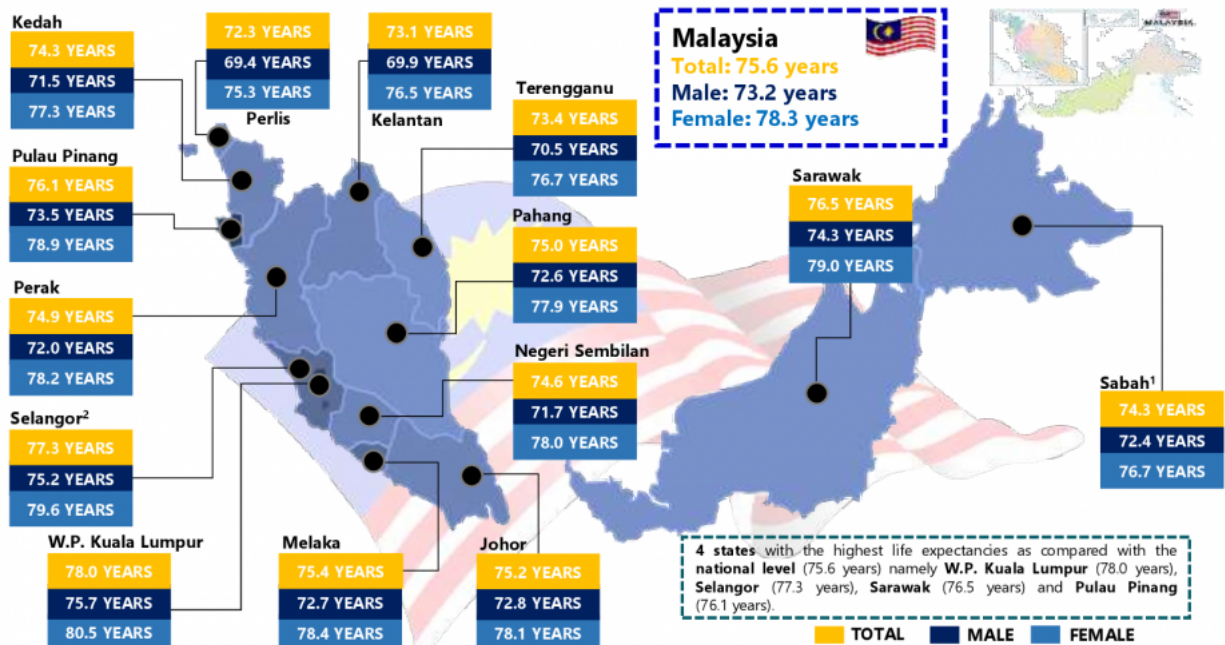


### AGE AT 60 YEARS

A **male** and **female** at the age of **60 years** are expected to live another **18.9 years** and **21.8 years** respectively



## EXHIBIT 2: LIFE EXPECTANCY AT BIRTH BY STATE, MALAYSIA, 2021<sup>e</sup>



Notes:

<sup>e</sup> Estimates

<sup>1</sup> Includes W.P. Labuan

<sup>2</sup> Includes W.P. Putrajaya

Source: Demographic Statistics Malaysia, Second Quarter 2021  
Department of Statistics Malaysia

**Released By:**

**DATO' SRI DR. MOHD UZIR MAHIDIN**  
**CHIEF STATISTICIAN MALAYSIA**  
**DEPARTMENT OF STATISTICS, MALAYSIA**

 **DrUzir\_Mahidin**   **Dr\_Uzir**

**#myHariBulan# #myBulan# #myTahun#**

**Contact person:**

Mohd Yusrizal Ab Razak  
Public Relation Officer  
Strategic Communication and International Division  
Department of Statistics, Malaysia  
**Tel** : +603-8885 7942  
**Fax** : +603-8888 9248  
**E-mail** : yusrizal.razak[at]dosm.gov.my

**Contact person:**

Baharudin Mohamad  
Public Relation Officer  
Strategic Communication and International Division  
Department of Statistics Malaysia  
**Tel** : +603-8090 4681  
**Fax** : +603-8888 9248  
**Email** : baharudin[at]dosm.gov.my

**Copyright ©2025 Department of Statistics Malaysia Official Portal. All Rights Reserved.**