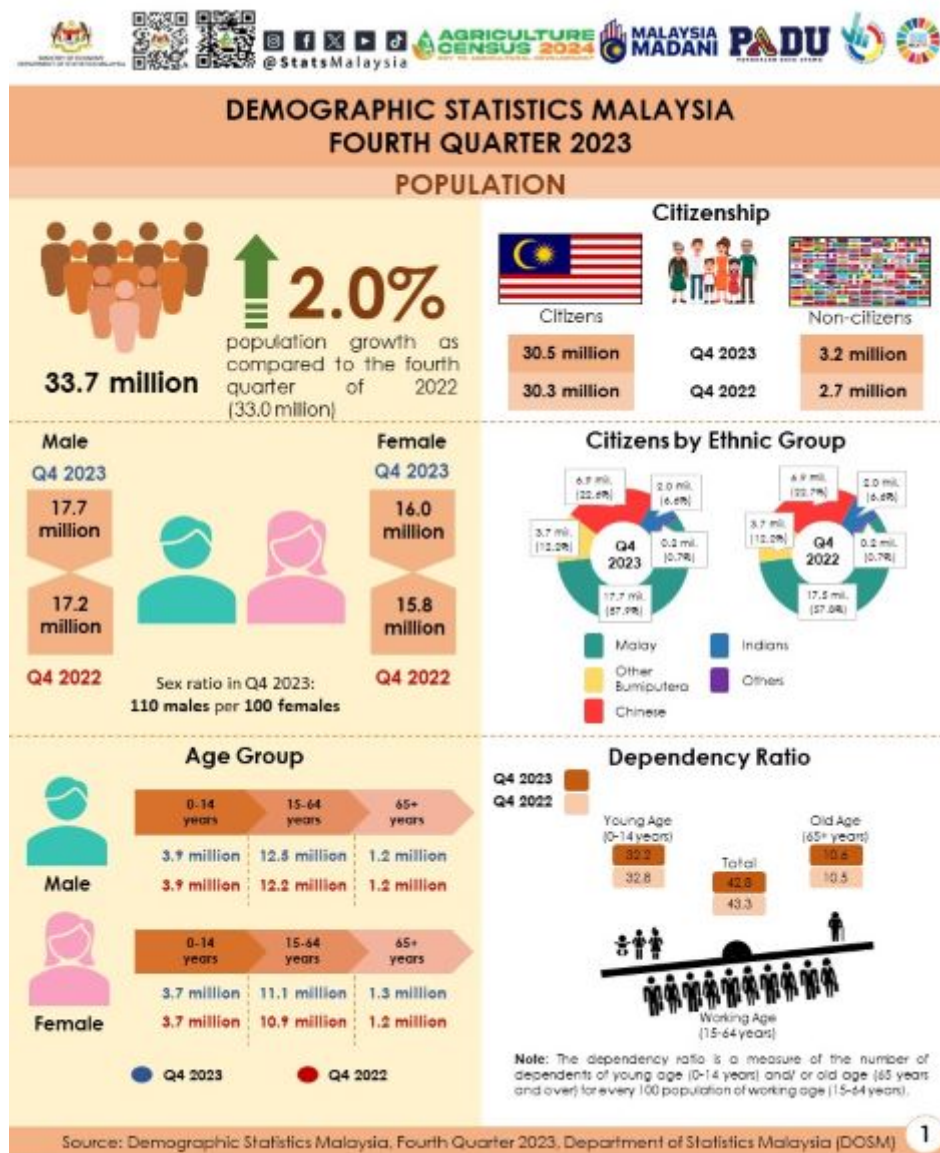




MINISTRY OF ECONOMY  
DEPARTMENT OF STATISTICS MALAYSIA

## DEMOGRAPHIC STATISTICS, FOURTH QUARTER 2023



## LIVE BIRTHS



**112,767** live births as compared to the fourth quarter 2022 (114,067)

**1.1%**

**Male Babies**  
Q4 2023: 57,894  
Q4 2022: 58,585



**Female Babies**  
Q4 2023: 54,873  
Q4 2022: 55,482

### Mother Age Group



### Ethnic Group



Year	Month	Change (YoY)	Number
2022	October	3.8	40,238
	November	-0.2	36,671
	December	1.2	37,158
	October-December	1.7	114,067
2023*	October	-1.8	39,499
	November	-4.4	35,046
	December	2.9	38,222
	October-December	-1.1	112,767

## DEATHS



**48,250** deaths as compared to the fourth quarter 2022 (50,374)

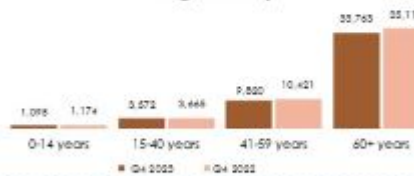
**4.2%**

**Male**  
Q4 2023: 27,508  
Q4 2022: 28,129



**Female**  
Q4 2023: 20,742  
Q4 2022: 21,345

### Age Group



### Ethnic Group



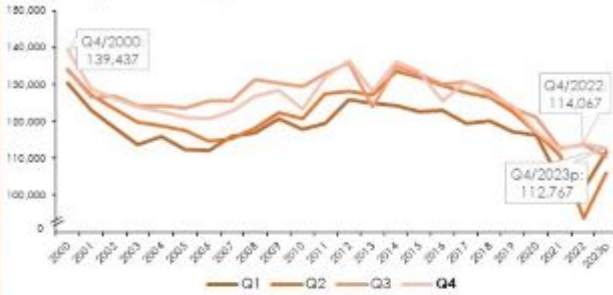
Year	Month	Change (YoY)	Number
2022	October	-15.6	16,405
	November	-2.8	16,684
	December	-2.4	17,285
	October-December	-7.3	50,374
2023*	October	-3.6	15,821
	November	-4.8	15,880
	December	-4.3	16,549
	October-December	-4.2	48,250

Source: Demographic Statistics Malaysia, Fourth Quarter 2023, Department of Statistics Malaysia (DOSM)

### Live births decreased 1.1 per cent

- A total of 112,767 live births was recorded in the fourth quarter 2023, a decrease of 1.1 per cent as compared to the fourth quarter 2022 (114,067 births).
- Fourth quarter of 2000 recorded the highest number of births as compared to the same quarter in the period of 2000 to 2023.

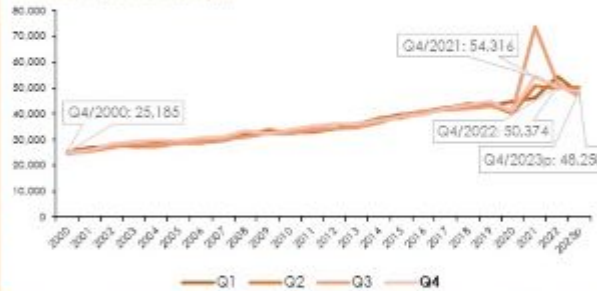
Live births by quarterly, Malaysia, 2000-2023<sup>p</sup> (Q1, Q2, Q3, Q4)



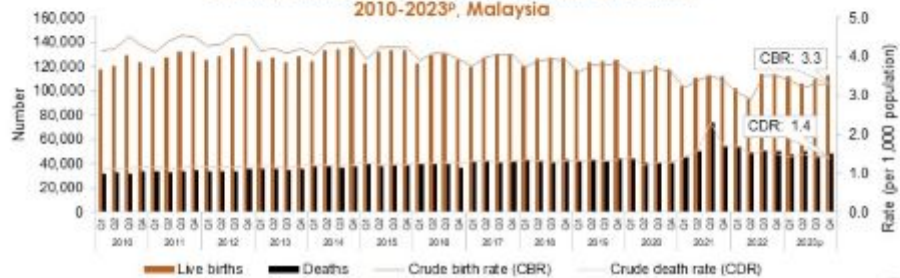
### Deaths decreased 4.2 per cent

- A total of 48,250 deaths was recorded for the fourth quarter 2023, a decrease of 4.2 per cent as compared to the fourth quarter 2022 (50,374 deaths).
- Fourth quarter of 2021 recorded the highest number of deaths as compared to the same quarter in the period of 2000 to 2023.

Deaths by quarterly, Malaysia, 2000-2023<sup>p</sup> (Q1, Q2, Q3, Q4)

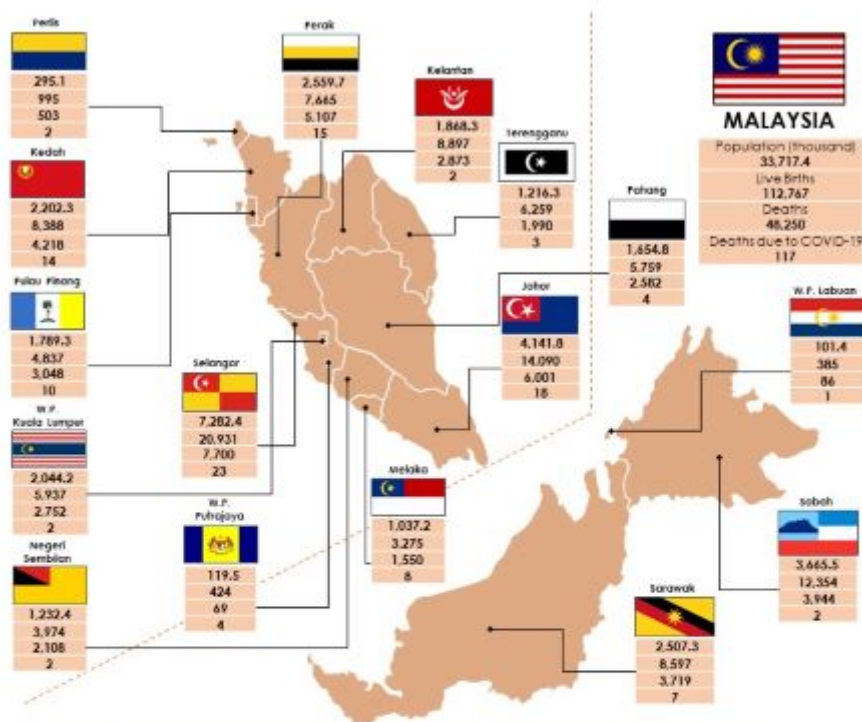


Live Births and Deaths (Number and Rate) by Quarter, 2010-2023<sup>p</sup>, Malaysia



Source: Demographic Statistics Malaysia, Fourth Quarter 2023, Department of Statistics Malaysia (DOSM)

## Demographic Statistics by State, Fourth Quarter 2023P, Malaysia



- Three states with the highest population in the fourth quarter 2023 were Selangor (21.4%) followed by Johor (12.3%) and Sabah (10.9%).
- Selangor recorded the highest number of live births with 20,931 births (18.6%) while Wilayah Persekutuan Labuan recorded the lowest births with 385 births (0.3%).
- In terms of death, Selangor recorded the highest number with 7,700 deaths (16.0%) while Wilayah Persekutuan Putrajaya recorded the lowest deaths with 49 deaths (0.1%).
- Selangor recorded the highest number of COVID-19 deaths (23 deaths) while Wilayah Persekutuan Labuan recorded the lowest COVID-19 deaths (1 death).

Source: Demographic Statistics Malaysia, Fourth Quarter 2023, Department of Statistics Malaysia (DOSM)



## Deaths due to COVID-19 in the Fourth Quarter for Selected Countries



### Notes:

- Preliminary
- Quarterly period: Q1=January-March; Q2=April-June; Q3=July-September; Q4=October-December.
- The added total may differ due to rounding.
- These statistics were revised based on MyCensus 2020.



For more information on demographic statistics in Malaysia, please visit:

**MyDemography**  
[www.dosm.gov.my/mydemography](http://www.dosm.gov.my/mydemography)



- ✓ MyPopulation
- ✓ MyVital
- ✓ MyAgeing
- ✓ MyGender

**MyCOD**  
[www.dosm.gov.my/mycod](http://www.dosm.gov.my/mycod)



- ✓ Statistics on causes of death by demographic characteristics

Source: Demographic Statistics Malaysia, Fourth Quarter 2023, Department of Statistics Malaysia (DOSM)

- Malaysia's population in the fourth quarter 2023 was estimated at 33.7 million, an increase of 2.0 per cent as compared to the fourth quarter of 2022 (33.0 million). Males population increased from 17.2 million to 17.7 million as compared to the fourth quarter of 2022 while females increased from 15.8 million to 16.0 million in the same period. The overall sex ratio of population was 110 males per 100 females while sex ratio for Citizens was 103 males per 100 females.
- The number of live births for the fourth quarter of 2023 decreased 1.1 per cent from 114,067 births in the fourth quarter of 2022 to 112,767 births. Males babies outnumbered females with 57,894 births as compared to 54,873 births for females.
- Selangor recorded the highest live births with 20,931 births (18.6%) while Wilayah Persekutuan Labuan recorded the lowest (385 births: 0.3%). Mothers aged 30 - 39 years recorded the highest live births in the fourth quarter 2023 which was 54,044 (47.9%), followed by mothers aged 20 - 29 years (45.4%), 40 years and over (4.2%) and less than 20 years (2.4%).
- A total of 48,250 deaths was recorded in the fourth quarter 2023, a decrease of 4.2 per cent as compared to the fourth quarter 2022 (50,374 deaths). The number of deaths recorded for males were 27,508 while females 20,742 deaths.
- Selangor recorded the highest number of deaths with 7,700 deaths (16.0%) while Wilayah Persekutuan Putrajaya recorded the lowest with 69 deaths (0.1%) in the same period. In terms of age, the number of deaths for aged 60 and over recorded the highest number of deaths at 33,763 deaths (70.0%), followed by age 41 - 59 years (20.4%), age 15 - 40 years (7.4%) and age 0 - 14 years (2.3%).

**Contact person:**

Baharudin Mohamad  
Public Relation Officer  
Strategic Communication and International Division  
Department of Statistics Malaysia  
Tel : +603-8090 4681  
Fax : +603-8888 9248  
Email : baharudin[at]dosm.gov.my

**Copyright ©2025 Department of Statistics Malaysia Official Portal. All Rights Reserved.**