



MINISTRY OF ECONOMY
DEPARTMENT OF STATISTICS MALAYSIA

CURRENT POPULATION ESTIMATES, MALAYSIA, 2017-2018

The publication Current Population Estimates, Malaysia, 2018 presents mid-year population estimates for the period of 2017 and 2018 as well as principal statistics of population based on the Population and Housing Census 2010 (Census 2010) data, that has taken into account three major components of population change i.e. births, deaths and net migration.

POPULATION SIZE AND GROWTH

The estimated population of Malaysia in 2018 is 32.4 million as compared to 32.0 million in 2017 with an annual population growth rate of 1.1 per cent.

Table 1 : Population size and annual population growth rate, Malaysia, 2010-2018

Year	Number ('000)			Annual population growth rate (%)		
	Total	Citizens	Non-citizens	Total	Citizens	Non-citizens
2010	28,588.6	26,264.1	2,324.5	1.8	1.6	4.0
2011	29,062.0	26,616.9	2,445.1	1.6	1.3	5.1
2012	29,510.0	26,961.7	2,548.3	1.5	1.3	4.1
2013	30,213.7	27,325.6	2,888.0	2.4	1.3	12.5
2014	30,708.5	27,696.2	3,012.3	1.6	1.3	4.2
2015	31,186.1	28,060.0	3,126.1	1.5	1.3	3.7
2016	31,633.5	28,403.5	3,230.0	1.4	1.2	3.3
2017	32,022.6	28,735.1	3,287.5	1.2	1.2	1.8
2018 ^e	32,385.0	29,062.3	3,322.7	1.1	1.1	1.1

POPULATION BY SEX AND SEX RATIO

The male population in 2018 outnumber the females with 16.7 million (male) and 15.7 million (female). The sex ratio in 2018 remains at 107 males per 100 females.

AGE STRUCTURE

Percentage of population aged below 14 years old (young age) in 2018 decreases from 24.1 per cent in 2017 to 23.8 per cent. On the other hand, population aged 15–64 years old (working age) increases from 69.6 per cent in 2017 to 69.7 per cent in 2018. The percentage of 65 years and over (old age) population increases from 6.3 per cent to 6.5 per cent for the same period. The increase in the composition of working age population as well as old age population contribute to the increase in the median age in 2018, which stands at 28.6 years.

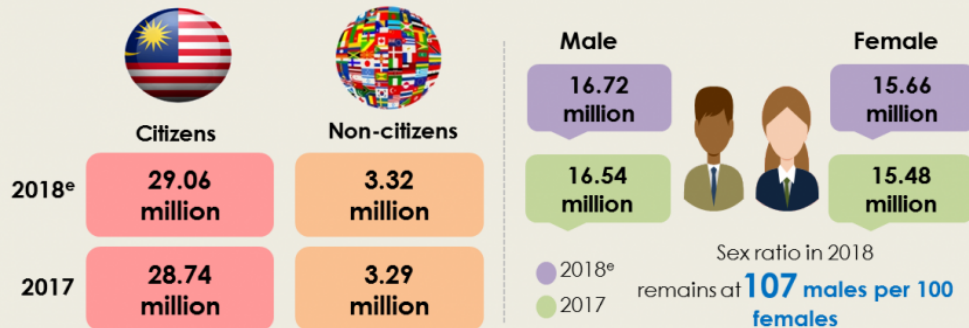
MAJOR ETHNIC GROUP COMPOSITION

Population of citizens in 2018 is 29.1 million. The composition of Bumiputera ethnic records an increase of 0.3 percentage points in 2018 as compared to 2017, which accounted for 69.1 per cent of total citizens.


However, the composition of Chinese and Indians ethnics drop by 0.2 and 0.1 percentage points, respectively.



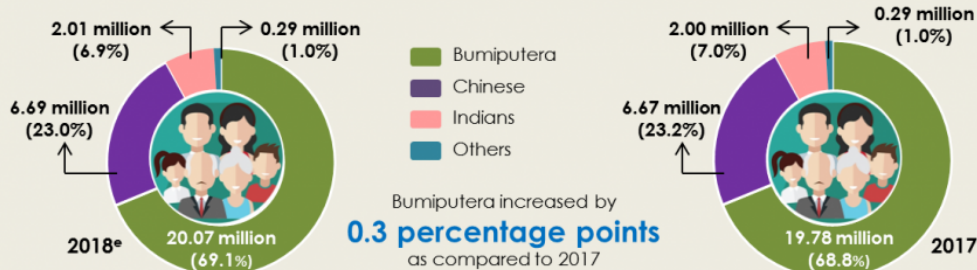
MALAYSIA'S population **2018** is
estimated at **32.4 million** with the annual
population growth rate of **1.1%**



Population by Age Group



Population of Citizens by Ethnic Group



^e Estimate

***Notes:**

^e Estimate

Released By:

DATO' SRI DR. MOHD UZIR MAHIDIN
CHIEF STATISTICIAN MALAYSIA
DEPARTMENT OF STATISTICS, MALAYSIA

 **DrUzir_Mahidin**   **Dr_Uzir**

#myHariBulan# #myBulan# #myTahun#

Contact person:

Ho Mei Kei
Public Relation Officer
Strategic Communication and International Division
Department of Statistics, Malaysia
Tel : +603-8885 7942
Fax : +603-8888 9248
Email : mkho[at]dosm.gov.my

Contact person:

Baharudin Mohamad
Public Relation Officer
Strategic Communication and International Division
Department of Statistics Malaysia
Tel : +603-8090 4681
Fax : +603-8888 9248
Email : baharudin[at]dosm.gov.my

Copyright ©2026 Department of Statistics Malaysia Official Portal. All Rights Reserved.