



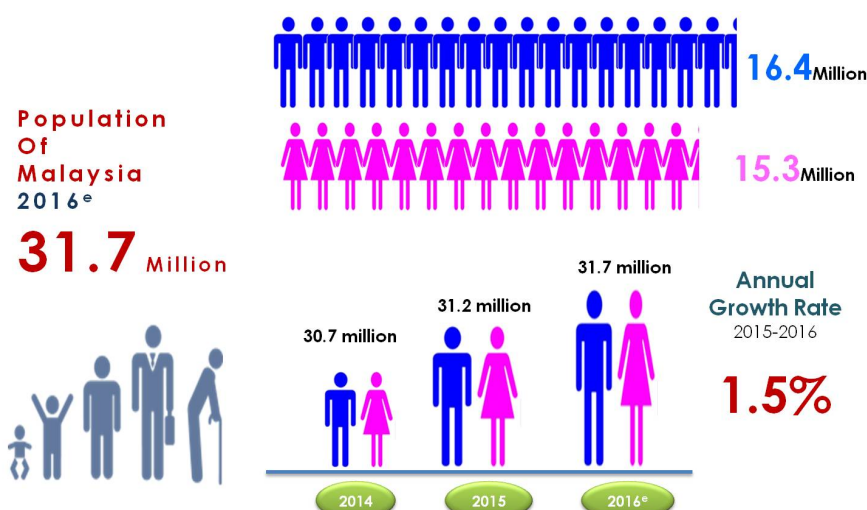
MINISTRY OF ECONOMY
DEPARTMENT OF STATISTICS MALAYSIA

CURRENT POPULATION ESTIMATES, MALAYSIA, 2014 - 2016

POPULATION SIZE AND GROWTH

In 2016, total population of Malaysia is estimated at 31.7 million persons, an increase of 0.5 million persons as compared to 31.2 million persons in 2015 with 1.5 per cent population growth rate for the same period.

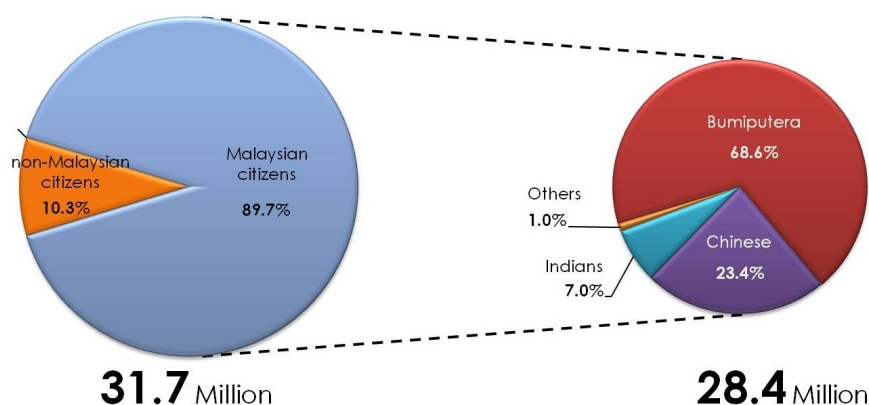
POPULATION OF MALAYSIA 2014-2016



ETHNIC COMPOSITION

Among Malaysian citizens, ethnic Bumiputera recorded the highest percentage with 68.6 per cent, followed by Chinese (23.4 %), Indians (7.0 %) and Others (1.0 %). The percentage of non-Malaysian citizen in 2016 was at 10.3 per cent out of total population in Malaysia.

POPULATION DISTRIBUTION BY ETHNIC GROUP, MALAYSIA, 2016^e

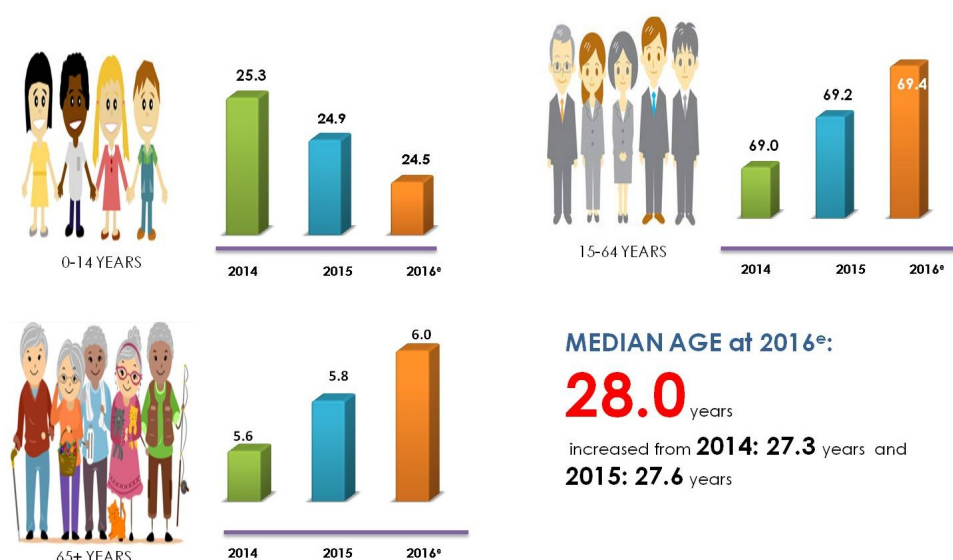


AGE STRUCTURE

Distribution of population by age groups in 2016 showed no major difference as compared with the year 2015. Population in group 0-14 years old decreased 0.4 percentage point at 2016 (24.5%) as compared to 2015 (24.9%).

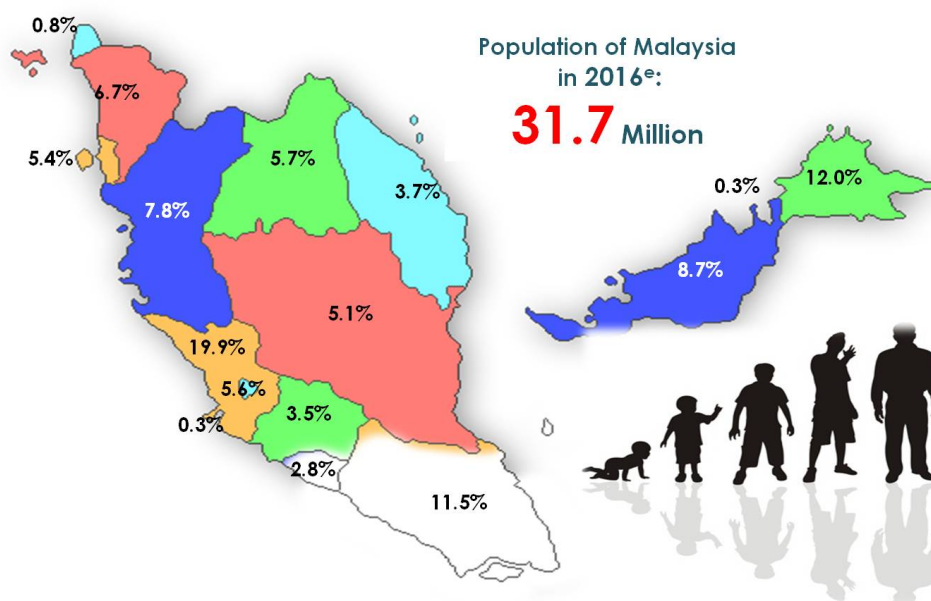
Working age population, 15-64 years old, increased by 0.2 percentage point at 2016 as compared to 2015. Subsequently, population aged 65 years and above was also increased by 0.2 percentage points at the same period.

POPULATION COMPOSITION BY AGE GROUP AND MEDIAN AGE, MALAYSIA, 2014-2016



POPULATION DISTRIBUTION BY STATE, MALAYSIA, 2016^e

Selangor recorded the highest percentage of population in 2016 (19.9%) followed by Sabah (12.0%) and Johor (11.5%). While W.P. Labuan and W.P. Putrajaya recorded the smallest percentage of population with 0.3 per cent respectively.



2016^e CURRENT POPULATION

* Estimates

ESTIMATES

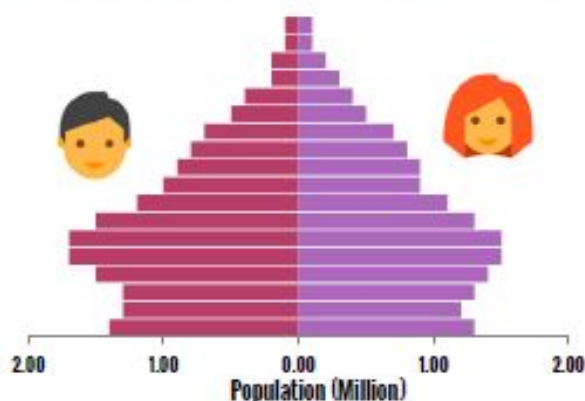


ANNUAL GROWTH RATE
1.5%

107
MALES PER 100 FEMALES
SEX RATIO

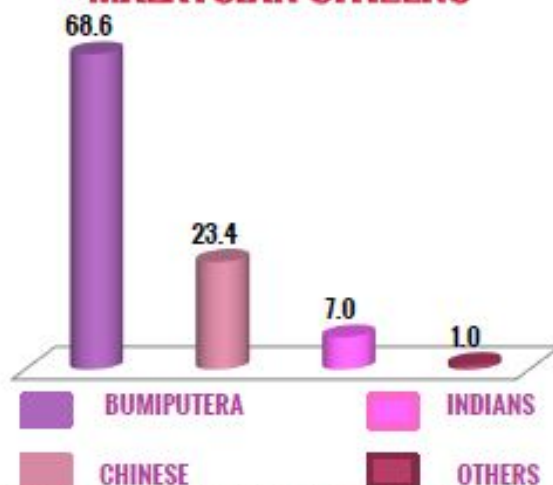
DEPENDENCY RATIO
44.0
PERSON TO THE 100 PERSONS
IN THE WORKING AGE
POPULATION (15-64 YEARS)

28.0
YEARS
MEDIAN AGE



0-14 YEARS → **24.5%**
15-64 YEARS → **69.5%**
65+ YEARS → **6.0%**

% ETHNIC GROUP OF MALAYSIAN CITIZENS



Further information can be obtained from website www.statistics.gov.my

*Note:

^e Estimates

Released By:

THE OFFICE OF CHIEF STATISTICIAN MALAYSIA
DEPARTMENT OF STATISTICS, MALAYSIA
22 July 2016

Contact person:

Ho Mei Kei
Public Relation Officer
Corporate and User Services Division
Department of Statistics, Malaysia
Tel : +603-8885 7942
Fax : +603-8888 9248
Email : mkho[at]stats.gov.my

Contact person:

Baharudin Mohamad
Public Relation Officer
Strategic Communication and International Division
Department of Statistics Malaysia
Tel : +603-8090 4681
Fax : +603-8888 9248
Email : baharudin[at]dosm.gov.my

Copyright ©2025 Department of Statistics Malaysia Official Portal. All Rights Reserved.