



MINISTRY OF ECONOMY
DEPARTMENT OF STATISTICS MALAYSIA

CRIME STATISTICS, MALAYSIA, 2020

INTRODUCTION

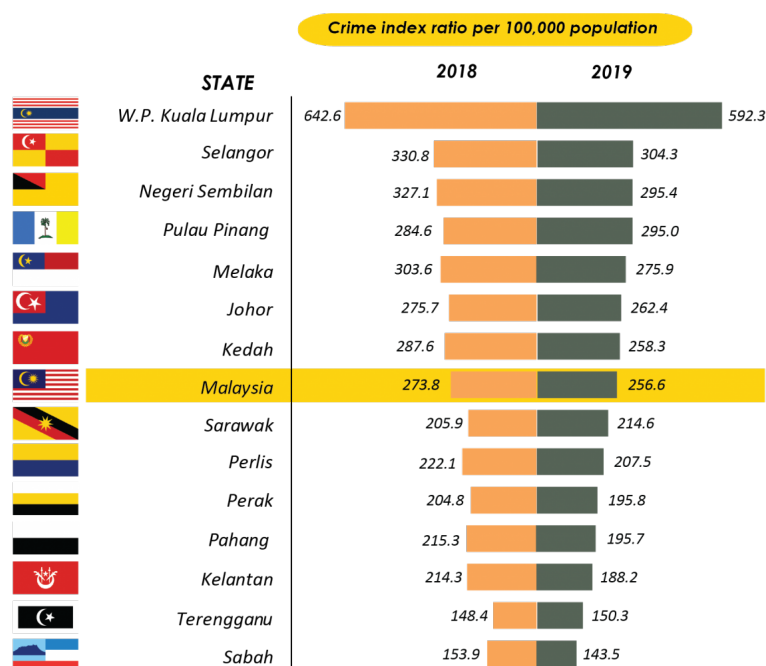
The publication of *Crime Statistics, Malaysia, 2020* presents selected crime statistics namely Crimes Index, Drugs, Corruptions, Environment, Maritime crime and Correctional. The statistics provided is based on administrative records obtained from various agencies.

A. CRIME INDEX

Seven states recorded crime index ratio below the national level in 2019

Crime index ratio per 100,000 population for Malaysia in 2019 improved to 256.6 as compared to 273.8 in 2018. The crime index ratio for all states declined except for Pulau Pinang (3.7%), Sarawak (4.2%) and Terengganu (1.3%). Seven states recorded crime index ratio below the national level in 2019 namely Sarawak (214.6), Perlis (207.5), Perak (195.8), Pahang (195.7), Kelantan (188.2), Terengganu (150.3), and Sabah (143.5).

Chart 1: Crime index ratio per 100,000 population by state, Malaysia, 2018 and 2019



Notes:

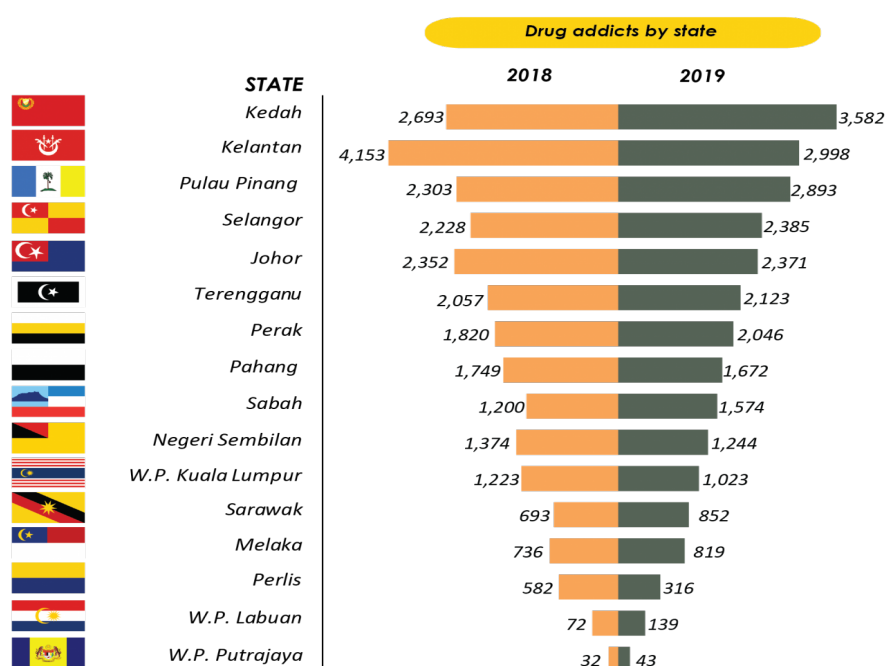
1. Derivation ratio using population estimate
2. W.P. Kuala Lumpur includes W.P. Putrajaya
3. Sabah includes W.P. Labuan

B. DRUGS

Drug addicts arrested in 2019 decreased in five states

The number of drug addicts arrested in 2019 decreased in five states namely Kelantan, Pahang, Negeri Sembilan, W.P. Kuala Lumpur and Perlis as compared to 2018. During the same period, the highest number of drug addicts arrested was recorded in Kedah (3,582 persons) followed by Kelantan (2,998 persons) and Pulau Pinang (2,893 persons).

Chart 2: Drug addicts by state, Malaysia, 2018 and 2019























C. CORRUPTION

Number of giving bribery posted the highest arrests in 2019

The number of investigation papers opened by the Malaysia Anti-Corruption Commission (MACC) recorded an increase of 24.7 per cent to 1,039 cases in 2019 as compared to 833 cases in 2018. The investigation paper for all type of offences increase in 2019. Other offences and accepting bribery increased significantly by 48.1 per cent and 40.1 per cent respectively in 2019 as compared to 2018.

During the same period, the number of arrests made by the MACC increased by 23.2 per cent. This increase was contributed by giving bribery (79.0%) and false claim (35.8%). On the contrary, arrests for misuse position and other offences declined.

Table 1: Investigation papers and arrests, Malaysia, 2018 and 2019

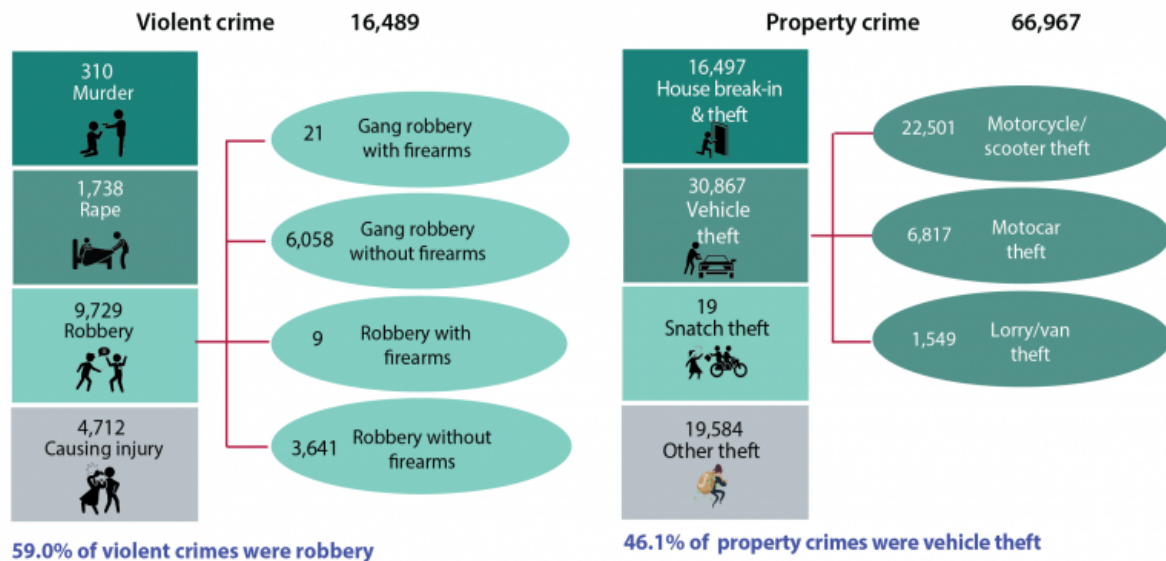
Type of offences	Investigation paper			Arrest		
	2018	2019	YoY (%)	2018	2019	YoY(%)
Accepting bribery	 267	 374	40.1	 394	 448	13.7
Giving bribery	 94	 98	4.3	 124	 222	79.0
False claims	 260	 285	9.6	 232	 315	35.8
Misuse position	 106	 125	17.9	 93	 70	- 24.7
Other offences	 106	 157	48.1	 51	 46	- 9.8
Total	833	1,039	24.7	894	1,101	23.2

Appendix 1: Selected Social Statistics, Crime Statistics, 2019



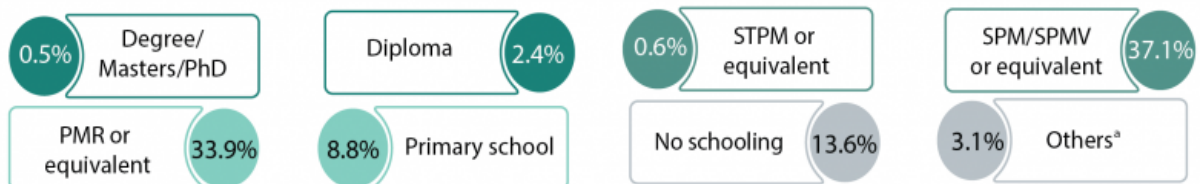
CRIME STATISTICS, MALAYSIA, 2019

Crime cases



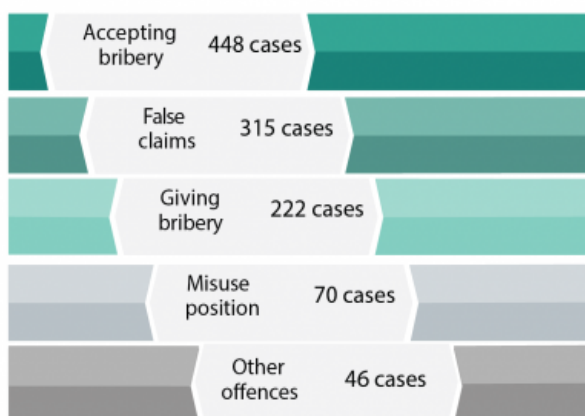
Data source: Royal Malaysian Police

Drug addicts by education level

**37.1% of the drug addicts were SPM/SPMV or equivalent leavers**Note:
^a include skills certificate

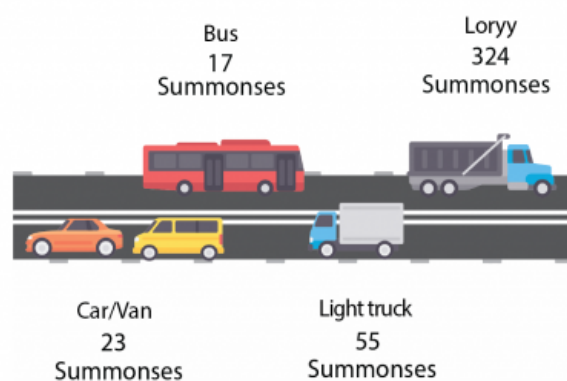
Data source: National Anti-Drug Agency Malaysia

Arrest of corruption offence

**448 cases (40.7%) out of 1,101 cases were arrest of accepting bribery offences**

Data source: Malaysian Anti-Corruption Commission

Summons for black smoke emission

**324 summonses (77.3%) out of 419 summonses for black smoke emission issued were for lorry**

Data source: Department of Environment

Released By:

DATO' SRI DR. MOHD UZIR MAHIDIN
CHIEF STATISTICIAN MALAYSIA
DEPARTMENT OF STATISTICS, MALAYSIA

 **DrUzir_Mahidin**   **Dr_Uzir**

#myHariBulan# #myBulan# #myTahun#

Contact person:

Mohd Yusrizal Ab Razak

Public Relation Officer
Strategic Communication and International Division
Department of Statistics, Malaysia
Tel : +603-8885 7942
Fax : +603-8888 9248
Email : yusrizal.razak[at]dosm.gov.my

Contact person:

Baharudin Mohamad
Public Relation Officer
Strategic Communication and International Division
Department of Statistics Malaysia
Tel : +603-8090 4681
Fax : +603-8888 9248
Email : baharudin[at]dosm.gov.my

Copyright ©2026 Department of Statistics Malaysia Official Portal. All Rights Reserved.