



MINISTRY OF ECONOMY  
DEPARTMENT OF STATISTICS MALAYSIA

## CRIME STATISTICS, MALAYSIA, 2018

### INTRODUCTION

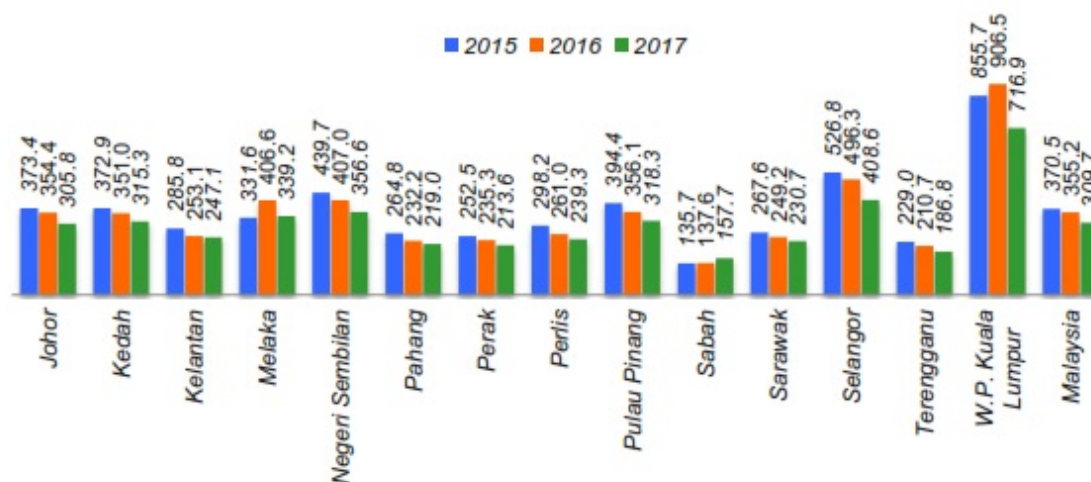
Crime Statistics, Malaysia, 2018 is the first publication of the Department which presents statistics on five crime areas namely Crimes Index, Drugs, Corruptions, Environments and Other crimes.

### CRIME INDEX

#### Crime index ratio per 100,000 population

Crime index ratio per 100,000 population for Malaysia in 2017 improved to 309.7 as against 2016 (355.2). In 2017, six states recorded crime index above national level namely W.P. Kuala Lumpur (716.9), Selangor (408.6), Negeri Sembilan (356.6), Melaka (339.2), Pulau Pinang (318.3) and Kedah (315.3). Meanwhile, Sabah recorded the lowest crime index for 2017 (157.7).

**Chart 1: Crime index ratio per 100,000 population by state, Malaysia, 2015–2017**



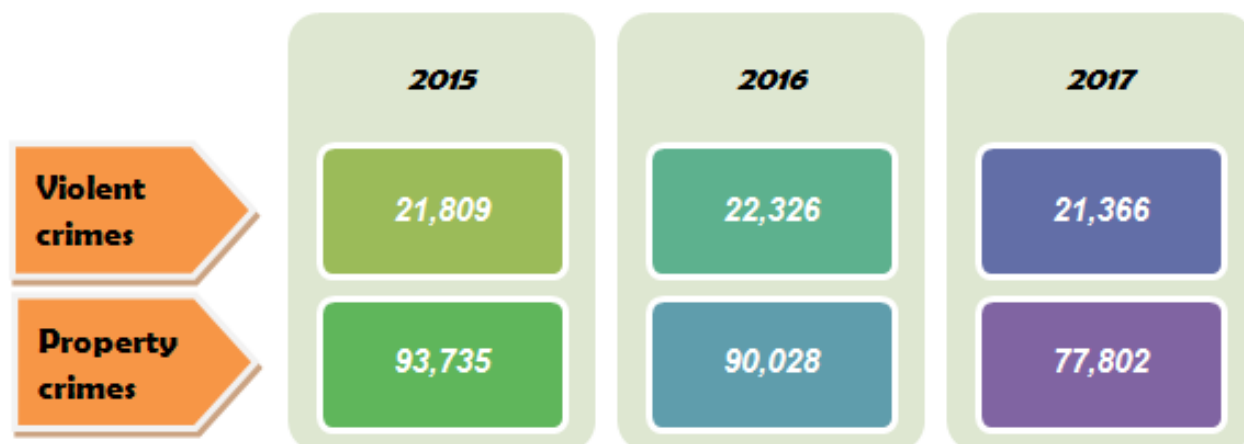
**Notes:**

1. W.P. Kuala Lumpur includes W.P. Putrajaya
2. Sabah includes W.P. Labuan

## Crime Index by type of crimes

Both violent and property crimes declined in 2017 as compared to 2016. Violent crimes dropped 4.3 per cent to 21,366 cases while property crimes decreased 13.6 per cent to 77,802 cases.

**Exhibit 1: Crime Index by type of crimes, Malaysia, 2015–2017**



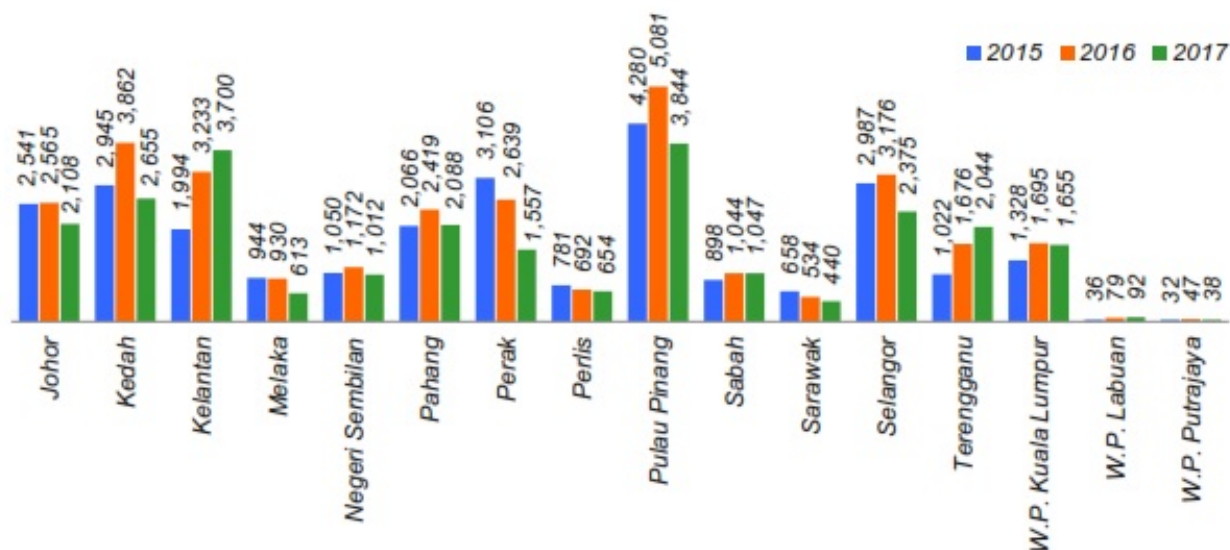
Source: Royal Malaysia Police

## DRUGS

### Drug addicts by state

For the past three years, the number of drug addicts has decreased in four states namely Perak, Melaka, Sarawak and Perlis. On the contrary, four states registered an increasing trend of the number of drug addicts during the same period namely Kelantan (3,700), Terengganu (2,044), Sabah (1,047) and W.P. Labuan (92).

**Chart 2: Drug addicts by state, Malaysia, 2015–2017**



Source: National Anti-Drugs Agency

## CORRUPTIONS

### Investigation papers and arrests

In 2017, the number of investigation papers opened by the Malaysian Anti-Corruption Commission (MACC) recorded a decline of 12.4 per cent to 863 cases. The number of investigation papers for False claims declined by 45.0 per cent to 202 cases from 2016 (367 cases). During the same period, number of arrests made by the MACC declined 6.4 per cent while misuse position posted an increase of 92.9 per cent.

**Table 1: Investigation papers and arrests, Malaysia, 2016 and 2017**

	Investigation paper			Arrest		
	2016	2017	%YoY	2016	2017	%YoY
<b>Total</b>	<b>985</b>	<b>863</b>	<b>-12.4</b>	<b>939</b>	<b>879</b>	<b>-6.4</b>
Accepting bribery	331	311	-6.0	462	408	-11.7
Giving bribery	140	168	20.0	192	240	25.0
False claims	367	202	-45.0	205	142	-30.7
Misuse position	89	81	-9.0	28	54	92.9
Other offences	58	101	74.1	52	35	-32.7

YoY : Year on year

Source: Malaysian Anti-Corruption Commission

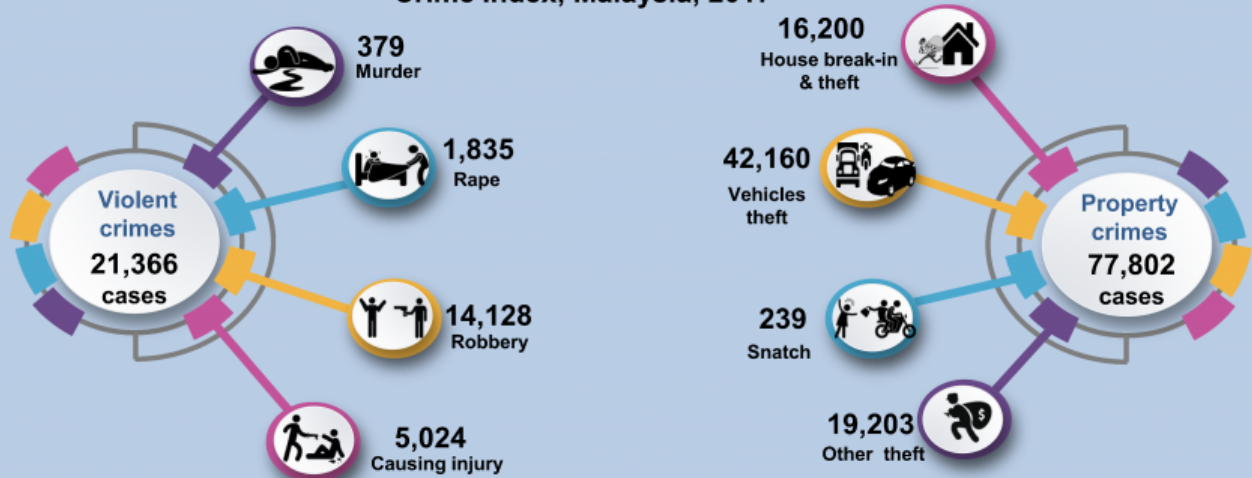
## ENVIRONMENT

### Number of summons issued for black smoke emission by type of vehicles

The number of summons issued for black smoke emission by the Department of Environment, Malaysia in 2017 dropped 23.7 per cent to 326 summonses from 427 summonses in 2016. The highest summons issued was for lorry (268) followed by light truck (38) and bus (12). Meanwhile, only eight summonses were issued for black smoke emission for car/ van during the same period.

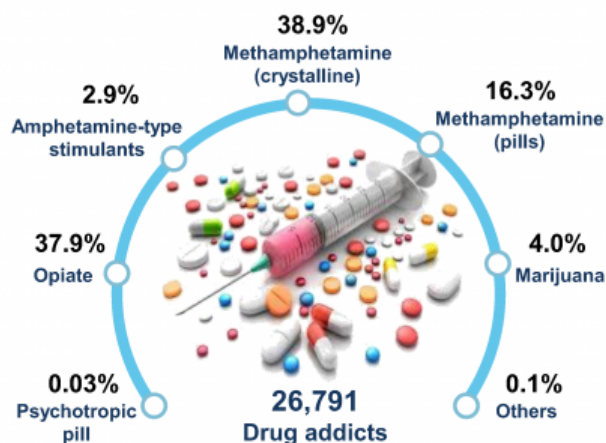


### Crime Index, Malaysia, 2017



Source: Royal Malaysia Police

### Drug addicts by type of drug addiction, Malaysia, 2017



Source: National Anti-Drugs Agency

### Arrests by type of corruption offence, Malaysia, 2017



Source: Malaysian Anti-Corruption Commission

### Summons issued on black smoke emission, Malaysia, 2017



Source: Department of Environment, Malaysia

**Released By:**

**DATO' SRI DR. MOHD UZIR MAHIDIN**  
**CHIEF STATISTICIAN MALAYSIA**  
**DEPARTMENT OF STATISTICS, MALAYSIA**

 [DrUzir\\_Mahidin](#)   [Dr\\_Uzir](#)

**#myHariBulan# #myBulan# #myTahun#**

**Contact person:**

Ho Mei Kei  
Public Relation Officer  
Strategic Communication and International Division  
Department of Statistics, Malaysia

**Tel** : +603-8885 7942

**Fax** : +603-8888 9248

**Email** : mkho[at]dosm.gov.my

**Contact person:**

Baharudin Mohamad  
Public Relation Officer  
Strategic Communication and International Division  
Department of Statistics Malaysia

Tel : +603-8090 4681

Fax : +603-8888 9248

Email : baharudin[at]dosm.gov.my

**Copyright ©2026 Department of Statistics Malaysia Official Portal. All Rights Reserved.**