

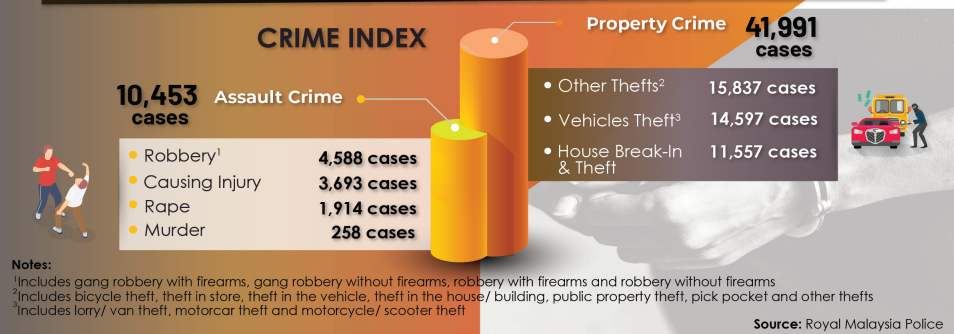


MINISTRY OF ECONOMY
DEPARTMENT OF STATISTICS MALAYSIA


CRIME STATISTICS, MALAYSIA, 2024



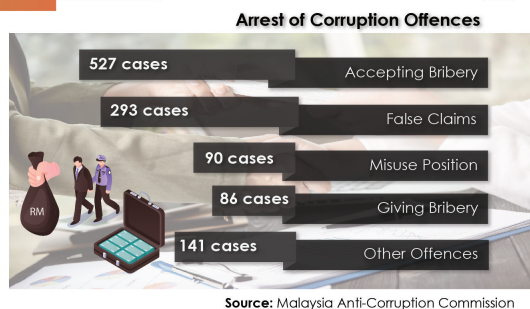
CRIME STATISTICS, MALAYSIA, 2023



DRUGS



CORRUPTION



COMMERCIAL CRIME



Source: Royal Malaysia Police

Source: Crime Statistics, Malaysia, 2024, Department of Statistics Malaysia (DOSM)

INTRODUCTION

The Crime Statistics, Malaysia, 2024 publication presents nine selected crime statistics covering Crime Index, Violence & Sexual Crime, Drugs, Corruption, Environment Compliance, Traffic Offences, Commercial Crime, Maritime Crime and Correctional. These statistics are based on administrative records obtained from various agencies.

CRIME INDEX

The crime index which includes assault and property crimes increased 3.2 per cent in 2023 to 52,444 cases as compared to 50,813 cases in 2022. Assault and property crimes recorded an increase of 1.0 per cent and 3.8 per cent to 10,453 cases and 41,991 cases, respectively in 2023.

Assault crime comprise murder, rape, robbery and causing injury. Murder and rape cases recorded an increase in 2023 to 258 cases (7.5%) and 1,914 cases (11.8%) as compared to 240 cases and 1,712 cases respectively in the previous year. On the other hand, robbery and causing injury cases recorded a decrease to 4,588 cases and 3,693 cases in 2023 as compared to 4,589 cases and 3,807 cases respectively in 2022.

Table 1: Crime Index by type of crime, Malaysia, 2022 and 2023

Type of Crime	2022	2023	Percentage change (%)
Assault crime	10,348	10,453	1.0
Murder	240	258	7.5
Rape ^a	1,712	1,914	11.8
Robbery ^b	4,589	4,588	-0.0
Causing injury	3,807	3,693	-3.0
Property crime	40,465	41,991	3.8
House break-in & theft	10,585	11,557	9.2
Vehicles theft	14,446	14,597	1.0
Other thefts	15,434	15,837	2.6
Total	50,813	52,444	3.2

Notes:

^a Rape case involving Section 376 of the Penal Code

^b Includes gang robbery with firearms, gang robbery without firearms, robbery with firearms and robbery without firearms

Source: Royal Malaysia Police

COMMERCIAL CRIME

The number of commercial crime cases reported to the Royal Malaysia Police recorded an increase of 32.1 per cent in 2023, 40,350 cases as compared to 30,536 cases in 2022. All types of offences showed an increase except for other cases that recorded a decrease 7.9 per cent in 2023. Fraud offences was the highest case recorded in 2023 which is 36,936 cases. This was followed by criminal breach of trust (1,217 cases) and offences under the Money Lenders Act 1951 (994 cases).

Table 5: Number of commercial crime cases by type of offences, Malaysia, 2022 and 2023

Type of offences	2022	2023	Percentage change (%)
Fraud	27,967	36,936	32.1
Criminal breach of trust	909	1,217	33.9
Misuse of property	28	47	67.9
Cyber crime	574	869	51.4
Forgery	81	134	65.4
Counterfeit money	62	68	9.7
Money Lender Act 1951	832	994	19.5
Case of VCD/ DVD without certificate B ^a	7	15	114.3
Other cases ^b	76	70	-7.9
Total	30,536	40,350	32.1

Notes:

^a Film Censorship Act 2002

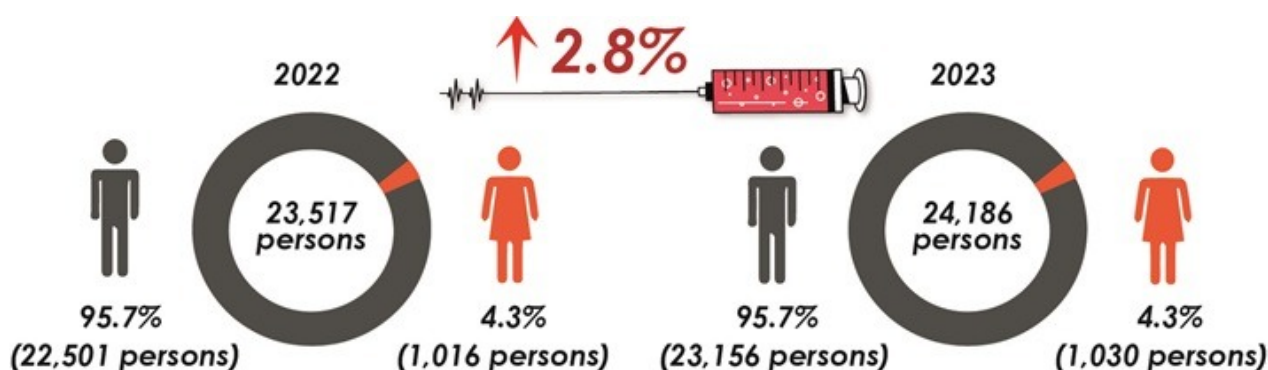
^b Minor Offences Act (Act 336), Immigration Act (Act 155), National Registration Act (Act 78), Passport Act (Act 150), National Bank Act (Act 519), Customs Act (Act 235), Legal Profession Act (Act 166), Printing Presses And Publishing Act (Act 301), Mortgagee Act (Act 81), etc

Source: Royal Malaysia Police

DRUGS

The number of drug addicts arrested by the National Anti-Drug Agency Malaysia in 2023 increased by 2.8 per cent to 24,186 persons as compared to 23,517 persons in 2022. The composition of drug addicts by sex remained the same percentage in 2023 which is 95.7 per cent males and 4.3 per cent females.

Exhibit 1: Drug addicts by sex, Malaysia, 2022 and 2023



Source: National Anti-Drug Agency Malaysia

CORRUPTION

The number of investigation papers opened by the Malaysia Anti-Corruption Commission (MACC) recorded an increase of 25.1 per cent in 2023 to 1,026 cases as compared to 820 cases in the previous year. Investigation papers for all types of offences increased in 2023 except for the giving bribery offences which decreased by 25.3 per cent to 59 cases from 79 cases in 2022.

The number of arrests made by the MACC in 2023 also increased by 25.1 per cent to 1,137 arrests as compared to 909 arrests in 2022. Arrests for all types of offences increased in 2023 except for the giving bribery offences which decreased by 6.5 per cent to 86 cases from 92 cases in 2022.

Table 3: Investigation papers and arrest by type of offences, Malaysia, 2022 and 2023

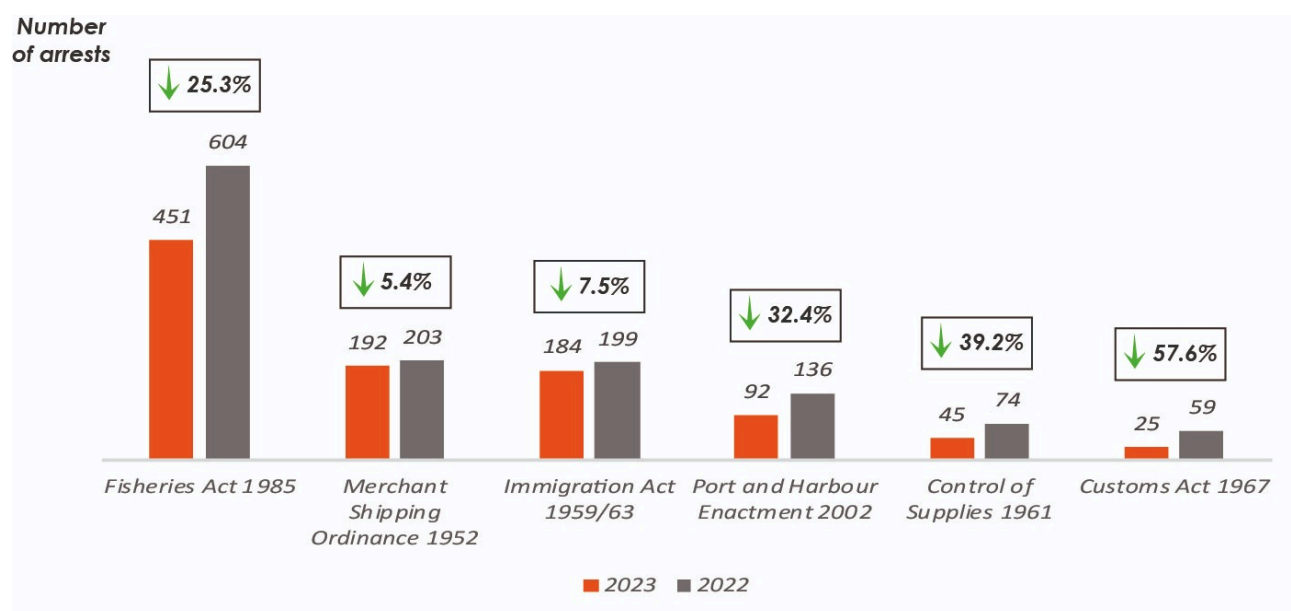
Type of offences	Investigation paper			Arrest		
	2022	2023	Percentage change (%)	2022	2023	Percentage change (%)
Accepting bribery	293	344	17.4	354	527	48.9
Giving bribery	79	59	-25.3	92	86	-6.5
False claims	271	374	38.0	292	293	0.3
Misuse position	95	110	15.8	79	90	13.9
Other offences	82	139	69.5	92	141	53.3
Total	820	1,026	25.1	909	1,137	25.1

Source: Malaysia Anti-Corruption Commission

MARITIME CRIME

The highest number of arrests reported by the Malaysian Maritime Enforcement Agency (MMEA) in 2023 was offences under the Fisheries Act 1985 (451 cases), a decrease of 25.3 per cent as compared to 604 cases in 2022. This was followed by offence under the Merchant Shipping Ordinance 1952 (192 cases) and Immigration Act 1959/63 (184 cases).

Chart 1: Number of highest arrests by selected act, Malaysia, 2022 and 2023



Note:

Figure in the boxes is percentage change

Source: Malaysian Maritime Enforcement Agency

Contact person:

Baharudin Mohamad
Public Relation Officer
Strategic Communication and International Division
Department of Statistics Malaysia

Tel : +603-8090 4681

Fax : +603-8888 9248

Email : baharudin[at]dosm.gov.my

Copyright ©2025 Department of Statistics Malaysia Official Portal. All Rights Reserved.