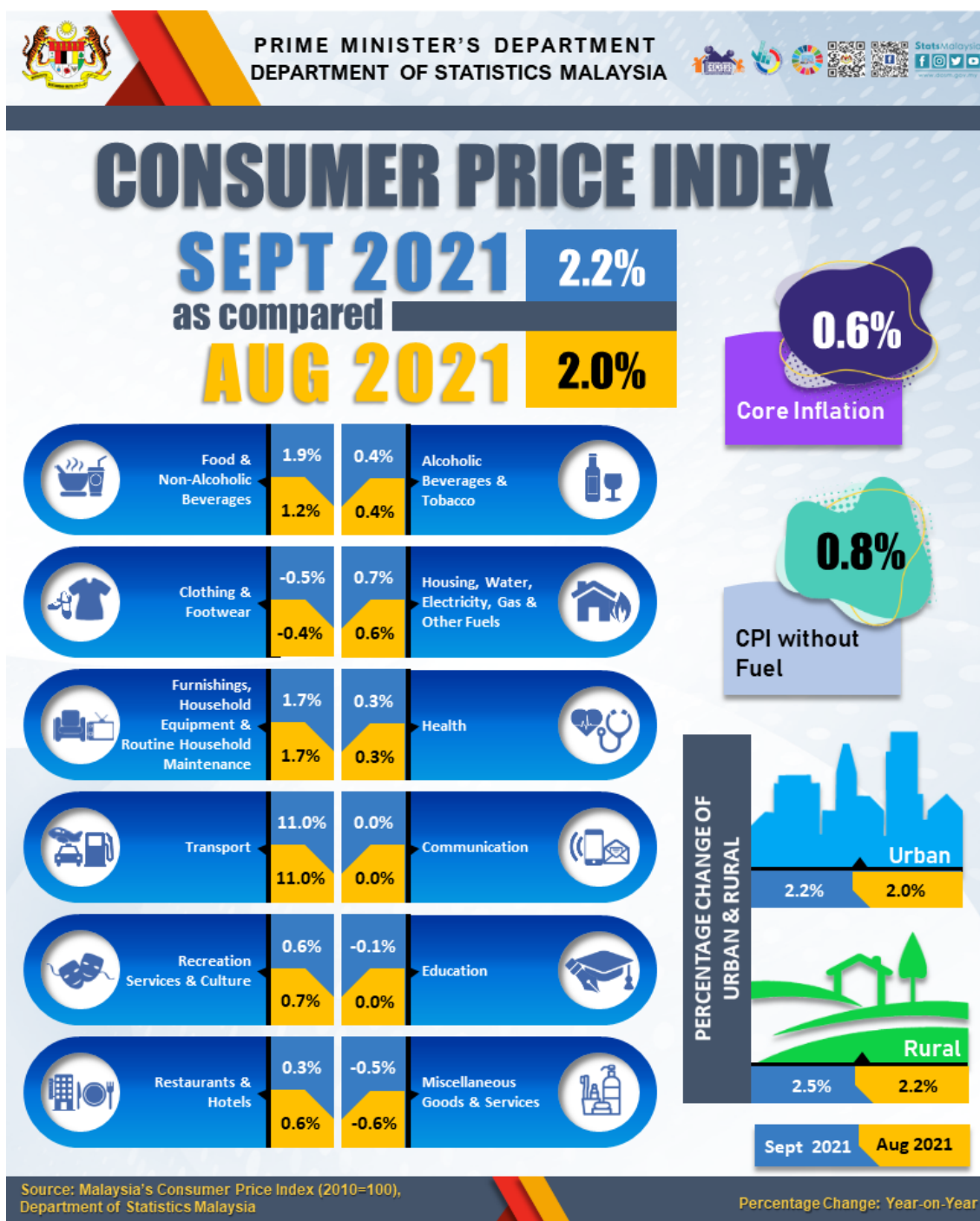




MINISTRY OF ECONOMY
DEPARTMENT OF STATISTICS MALAYSIA

CONSUMER PRICE INDEX MALAYSIA SEPTEMBER 2021

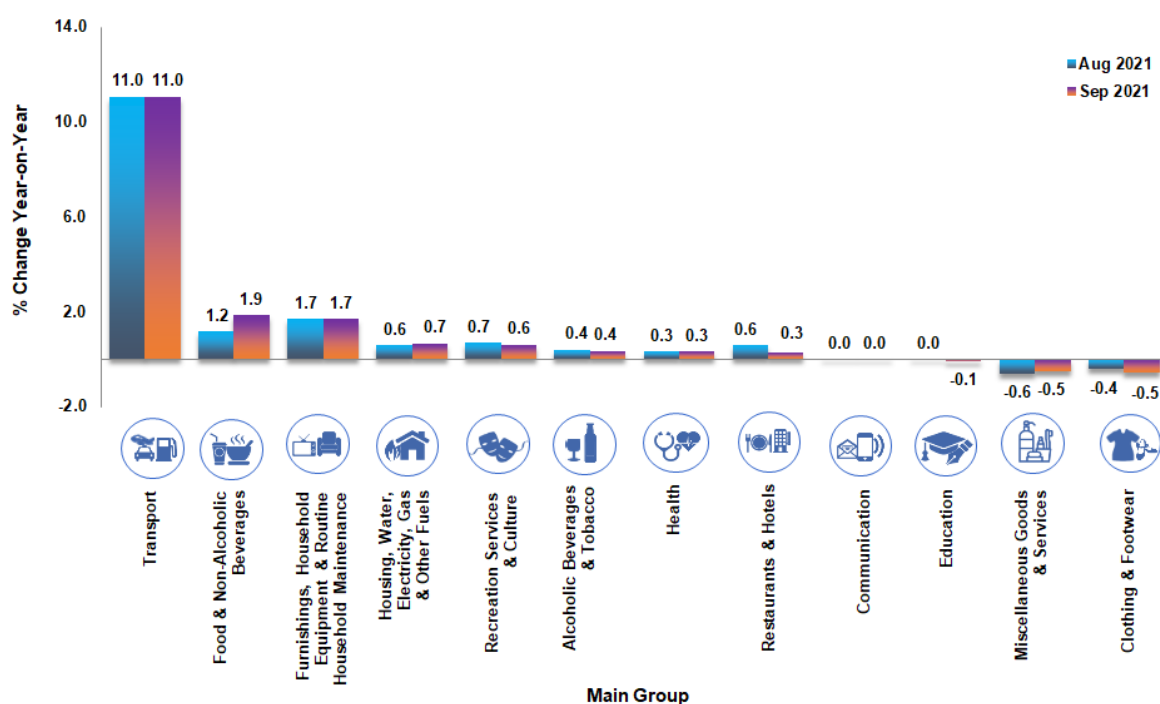


Summary Findings

Consumer Price Index (CPI) increased 2.2 per cent in September 2021 to 122.8 as against 120.1 in the same month of the preceding year due to the base effect last year. The increase was mainly driven by a double-digit increase of 11.0 per cent in the Transport group due to the government set up of the RON95 petrol ceiling price to RM2.05 per litre in March 2021 (September 2020 : RM1.68). This was followed by Food & Non-Alcoholic Beverages (1.9%); Furnishings, Household Equipment & Routine Household Maintenance (1.7%); Housing, Water, Electricity, Gas & Other Fuels (0.7%) and Recreation Services & Culture (0.6%). Both Restaurants & Hotels and Health registered a marginal increase 0.3 per cent, while Alcoholic Beverages & Tobacco was up 0.4 per cent. Communication remained unchanged, while Clothing & Footwear and Miscellaneous Goods & Services declined negative 0.5 per cent respectively. Education also posted a marginal decline of negative 0.1 per cent as compared a year ago.

Meanwhile, the CPI for the third quarter of 2021 inclined 2.2 per cent to 122.6 as compared to 120.0 in the same quarter of the preceding year. On a quarterly basis, the CPI declined to negative 0.4 per cent as compared to the second quarter of 2021. On a monthly basis, the CPI increased 0.2 per cent as compared to August 2021. The increase was attributed by Food & Non-Alcoholic Beverages (0.6%); Housing, Water, Electricity, Gas & Other Fuels (0.1%) and Furnishings, Household Equipment & Routine Household Maintenance (0.1%).

Chart 1: Percentage Change of Consumer Price Index by Main Group



CPI without Fuel

The CPI without fuel increased 0.8 per cent in September 2021 to 113.4 as compared to 112.5 in the same month of the preceding year. CPI without fuel covers all goods and services except Unleaded Petrol RON95, Unleaded Petrol RON97 and Diesel.

Core Index

Core index rose 0.6 per cent in September 2021 as compared to the same month of the previous year. Among the major groups which influenced the increase were Furnishings, Household Equipment & Routine Household Maintenance (1.7%); Food & Non-Alcoholic Beverages (1.0%); Transport (0.9%); Housing, Water, Electricity, Gas & Other Fuels (0.6%); Recreation Services & Culture (0.6%); Restaurants & Hotels

(0.3%) and Health (0.3%).

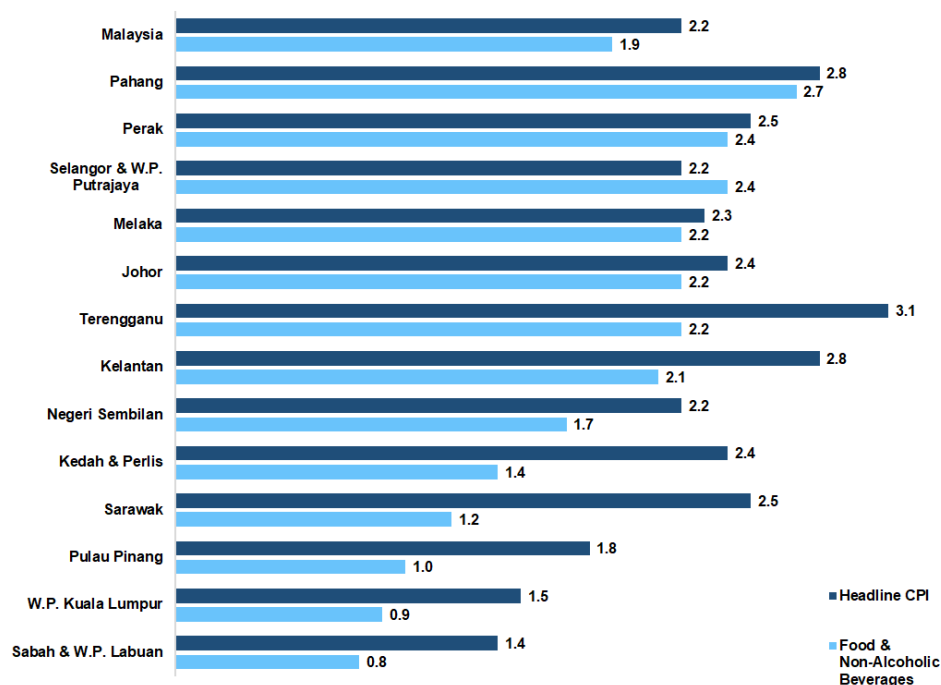
Core index covers all goods and services except volatile items of fresh food as well as administered prices.

Consumer Price Index by State

Overall, all states recorded an increase in the CPI in September 2021. Eight states namely Terengganu (3.1%), Pahang (2.8%), Kelantan (2.8%), Sarawak (2.5%), Perak (2.5%), Johor (2.4%), Kedah & Perlis (2.4%) and Melaka (2.3%) have surpassed the national CPI rate of 2.2 per cent in September 2021 as compared to the same month of the previous year.

All states registered an increase in the index of Food & Non-Alcoholic Beverages. The highest increase was recorded by Pahang (2.7%), followed by Selangor & Wilayah Persekutuan Putrajaya (2.4%), Perak (2.4%), Terengganu (2.2%), Johor (2.2%), Melaka (2.2%) and Kelantan (2.1%). Meanwhile, other states showed an increase below the national index of Food & Non-Alcoholic Beverages rate of 1.9 per cent in September 2021.

Chart 2: Percentage Change of Food & Non-Alcoholic Beverages Group by State



The full publication of the Consumer Price Index Malaysia, September 2021 can be downloaded from [eStatistik](#) portal.

Released By:

DATO' SRI DR. MOHD UZIR MAHIDIN
CHIEF STATISTICIAN MALAYSIA
DEPARTMENT OF STATISTICS, MALAYSIA

[DrUzir_Mahidin](#) [Dr_Uzir](#)

#myHariBulan# #myBulan# #myTahun#

Contact person:

Mohd Yusrizal bin Ab. Razak
Public Relation Officer
Strategic Communication and International Division
Department of Statistics, Malaysia
Tel : +603-8885 7942
Fax : +603-8888 9248
E-mail : yusrizal.razak[at]dosm.gov.my

Contact person:

Baharudin Mohamad
Public Relation Officer
Strategic Communication and International Division
Department of Statistics Malaysia
Tel : +603-8090 4681
Fax : +603-8888 9248
Email : baharudin[at]dosm.gov.my

Copyright ©2026 Department of Statistics Malaysia Official Portal. All Rights Reserved.