

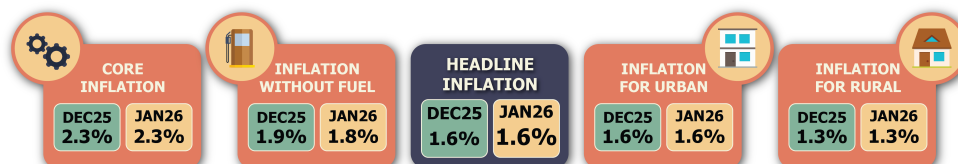


MINISTRY OF ECONOMY
DEPARTMENT OF STATISTICS MALAYSIA

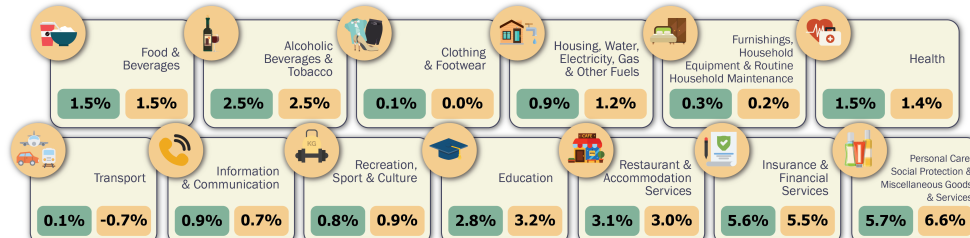
CONSUMER PRICE INDEX, JANUARY 2026

CONSUMER PRICE INDEX JANUARY 2026


Malaysia's inflation **increased 1.6 per cent** in **January 2026**



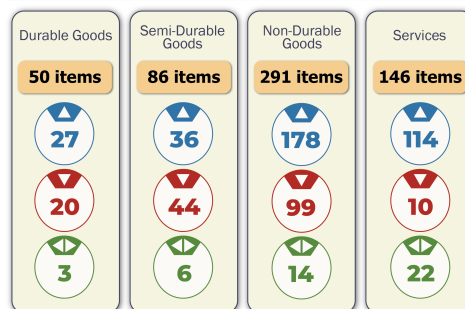
INFLATION BY MAIN GROUP



INFLATION FOR SUBGROUP OF FOOD & BEVERAGES



CHANGE IN INFLATION OF 573 ITEMS BY GOODS & SERVICES CATEGORY



Note: ■ December 2025 ■ January 2026
Percentage Change: Year-on-Year

Note: ▲ Increased ▼ Decreased ◆ Remained Unchanged
Source: Malaysia's Consumer Price Index (2010=100), Department of Statistics Malaysia (DOSM)



@StatsMalaysia

BK26
BANKI EKONOMI 2026
DATA NADI EKONOMI RAKYAT

MALAYSIA MADANI
BERSAMA SAMA MELAKSANAKAN TRANSFORMASI

ODIN
OPEN DATA INITIATIVE
MALAYSIA
WARMEST ULC
IN THE WORLD

20 October

2016 - 2030

Malaysia's inflation increased 1.6 per cent in January 2026

Malaysia's inflation increased 1.6 per cent in January 2026 with the index points increased to 135.7 from 133.6 in the same month of the previous year. Four groups have recorded higher increases in January 2026 as compared to the previous month, namely Personal Care, Social Protection & Miscellaneous Goods & Services, 6.6 per cent; Education, 3.2 per cent; Housing, Water, Electricity, Gas & Other Fuels, 1.2 per cent and Recreation, Sport & Culture, 0.9 per cent. Both Alcoholic Beverages & Tobacco (2.5%) and Food & Beverages groups (1.5%) increased at the same rate as recorded in the December 2025.

Nevertheless, the slower increase of Insurance & Financial Services, 5.5 per cent; Restaurant & Accommodation Services, 3.0 per cent; Health, 1.4 per cent; Information & Communication, 0.7 per cent and Furnishings, Household Equipment & Routine Household Maintenance, 0.2 per cent, to a certain extent offset the inflation from increasing further. Besides, the inflation of Clothing & Footwear group remained unchanged in January 2026 as compared to the previous year. Meanwhile, the Transport group registered a downward trend to negative 0.7 per cent in January 2026 as compared to 0.1 per cent in the previous month.

Three states recorded increases above the national inflation level (1.6%) namely Johor (2.1%), Negeri Sembilan (2.0%) and Pahang (1.9%). However, the remainder 13 states increased below and equal to the national inflation rate with Kelantan recorded the lowest inflation (0.3%) in January 2026. All states registered an increase in inflation of Food & Beverages except Kelantan (-0.3%). Five states recorded increases over the national inflation of Food & Beverages (1.5%) in January 2026. The highest increase was recorded by Negeri Sembilan (3.2%), followed by Pahang (2.6%), Johor (2.5%), Wilayah Persekutuan Kuala Lumpur (2.0%) and Melaka (1.7%). Meanwhile, other states showed increases below and equal to the national inflation of Food & Beverages.

The monthly headline inflation in January 2026 registered an increase of 0.1 per cent as compared to 0.3 per cent in December 2025. The groups that recorded increases as compared to previous month were Personal Care, Social Protection & Miscellaneous Goods & Services (1.0%); Education (0.7%); Housing, Water, Electricity, Gas & Other Fuels (0.3%); Restaurant & Accommodation Services (0.3%) and Recreation, Sport & Culture (0.2%). Meanwhile, three groups registered decreases, namely Transport (-0.4%); Furnishings, Household Equipment & Routine Household Maintenance (-0.1%) and Information & Communication (-0.1%).

In comparison to inflation in other selected countries, inflation in Malaysia in January 2026 (1.6%) was lower than inflation in Indonesia (3.6%), Viet Nam (2.5%) and Republic of Korea (2.0%). However, the rate was higher than Thailand (-0.7%).

Contact person:

Baharudin Mohamad
Public Relation Officer
Strategic Communication and International Division
Department of Statistics Malaysia
Tel : +603-8090 4681
Fax : +603-8888 9248
Email : baharudin[at]dosm.gov.my

Copyright ©2026 Department of Statistics Malaysia Official Portal. All Rights Reserved.