



MINISTRY OF ECONOMY
DEPARTMENT OF STATISTICS MALAYSIA

CONSTRUCTION STATISTICS, SECOND QUARTER 2025

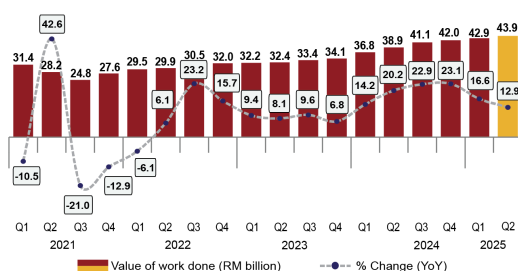


MINISTRY OF ECONOMY
DEPARTMENT OF STATISTICS MALAYSIA

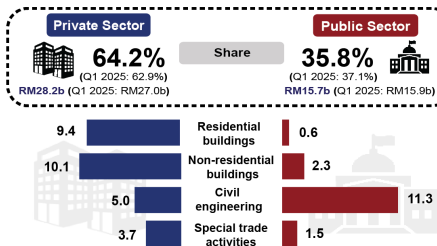
CONSTRUCTION STATISTICS SECOND QUARTER OF 2025

The Construction sector posted a resilient performance with positive growth of 12.9 per cent, reaching to RM43.9 billion in the second quarter of 2025

Value of work done Q1 2021 - Q2 2025

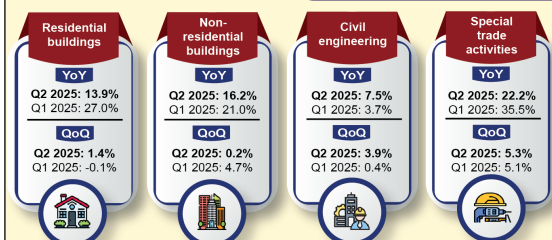


Value of work done by project owner

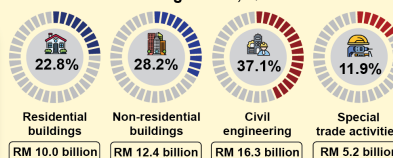


Private sector remained the main impetus to the growth of the Construction sector in Q2 2025

Value of work done by sub-sector



Percentage share, Q2 2025

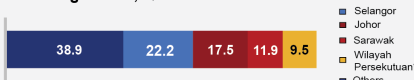


The Civil engineering and Non-residential buildings sub-sectors accounted for over 65.3 per cent of the total value of work done in Q2 2025

Value of work done by location of project, Q2 2025



Percentage share, Q2 2025



Nearly 61.1 per cent of the work done value in Q2 2025 was concentrated in Selangor, Johor, Sarawak and Wilayah Persekutuan*

Note: * Include W.P. Kuala Lumpur, Labuan and Putrajaya

Source: Construction Statistics, Second Quarter of 2025, Department of Statistics Malaysia (DOSM)



The Construction sector posted a resilient performance with positive growth of 12.9 per cent, reaching to RM43.9 billion in the second quarter of 2025

The value of work done in the Construction sector amounted to RM43.9 billion in the second quarter of 2025, marking a growth of 12.9 per cent, following a 16.6 per cent increase in the previous quarter. This growth was driven by continued expansion in the Special trade activities and Non-residential buildings sub-sectors, which posted substantial double-digit growth of 22.2 per cent and 16.2 per cent, respectively. The Residential buildings sub-sector also contributed significantly, expanding by 13.9 per cent. Meanwhile, the Civil engineering sub-sector maintained a positive trend with a marginal growth of 7.5 per cent.

Of RM43.9 billion of work done value recorded in the second quarter of 2025, a total of RM16.3 billion or 37.1 per cent was attributed to the Civil engineering sub-sector, primarily in the activity of construction of Utility projects (RM8.1 billion) and Roads and railways (RM6.5 billion). Meanwhile, the value of work done for Non-residential buildings and Residential buildings sub-sectors accounted for RM12.4 billion (28.2%) and RM10.0 billion (22.8%), respectively. Additionally, the Special trade activities sub-sector accounted for RM5.2 billion (11.9%), largely in Site preparation (RM1.5 billion); Electrical installation (RM1.2 billion); and Plumbing, heat and air-conditioning installation (RM1.1 billion) activities.

The private sector remained the primary driver of growth in the Construction sector, contributing RM28.2 billion or 64.2 per cent of the total value. It sustained its double-digit growth momentum at 19.3 per cent growth (Q1 2025: 23.7%), propelled by strong performance in the Non-residential buildings (23.7%) and the Special trade activities (22.8%) sub-sectors. Meanwhile, the value of work done by the public sector increased by 3.1 per cent (Q1 2025: 6.3%) to RM15.7 billion (share: 35.8%), which was primarily fuelled by the Special trade activities sub-sector at 20.8 per cent growth.

Nearly 61.1 per cent of the total work done value was concentrated in Selangor, Johor, Sarawak and Wilayah Persekutuan (Kuala Lumpur, Putrajaya and Labuan). The Construction value in Selangor amounted to RM9.7 billion or 22.2 per cent, contributed by the Non-residential buildings (RM3.2 billion), followed by Residential buildings (RM2.9 billion) and Civil engineering (RM2.4 billion) sub-sectors. Meanwhile, Johor ranked second with a value of RM7.7 billion or 17.5 per cent, primarily from the Non-residential buildings (RM3.4 billion) sub-sector. In the meantime, the value of work done in Sarawak was RM5.2 billion (11.9%), while Wilayah Persekutuan recorded RM4.2 billion (9.5%).

Summarising the performance of the Construction work for the first half of 2025, the sector posted a value of RM86.8 billion, reflecting a 14.7 per cent increase compared to the same period in 2024 (Q1 2024 to Q2 2024: 17.2%). This growth was driven by

positive performance across all sub-sectors, particularly in Special trade activities (28.3%) and Residential buildings (20.0%).

The full publication of the Construction Statistics Second Quarter 2025 can be downloaded through eStatistik portal.

Released by:

DEPARTMENT OF STATISTICS MALAYSIA

11 August 2025

Contact person:

Baharudin Mohamad

Public Relation Officer

Strategic Communication and International Division

Department of Statistics Malaysia

Tel : +603-8090 4681

Fax : +603-8888 9248

Email : baharudin[at]dosm.gov.my

Copyright ©2026 Department of Statistics Malaysia Official Portal. All Rights Reserved.