



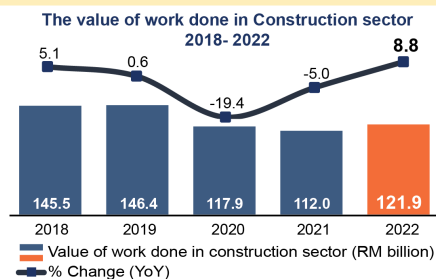
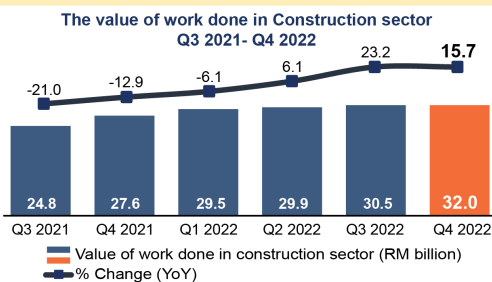
MINISTRY OF ECONOMY  
DEPARTMENT OF STATISTICS MALAYSIA

## CONSTRUCTION STATISTICS



### CONSTRUCTION STATISTICS FOURTH QUARTER 2022

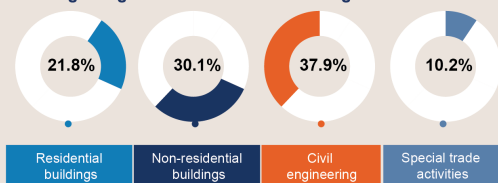
The Construction sector continued to perform favourably in the fourth quarter 2022 with growth of 15.7 per cent, while overall 2022 posted a rebound of 8.8 per cent after two years in the declining trend



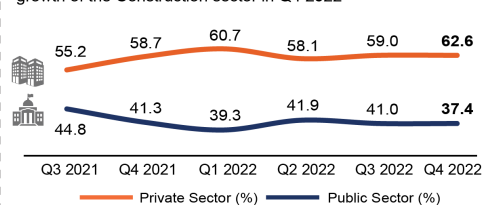
The **Civil engineering sub-sector** recorded the highest growth at 20.8 per cent and followed by **Non-residential buildings** which was 19.0 per cent in Q4 2022

|                           |  |         | YoY   | QoQ   |
|---------------------------|--|---------|-------|-------|
| Residential buildings     |  | Q4 2022 | 5.3%  | 2.3%  |
|                           |  | Q3 2022 | 17.8% | -1.1% |
| Non-residential buildings |  | Q4 2022 | 19.0% | 3.9%  |
|                           |  | Q3 2022 | 37.7% | -1.3% |
| Civil engineering         |  | Q4 2022 | 20.8% | 4.8%  |
|                           |  | Q3 2022 | 14.6% | 5.4%  |
| Special trade activities  |  | Q4 2022 | 12.7% | 13.1% |
|                           |  | Q3 2022 | 32.2% | 6.8%  |

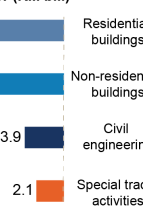
More than two-thirds of work done value was contributed by the **Civil engineering** and **Non-residential buildings** sub-sectors



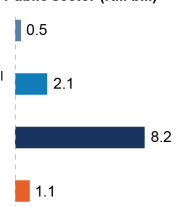
**Private sector** continued to provide the main impetus to the growth of the Construction sector in Q4 2022



**Value of work done of Private sector (RM bil.)**



**Value of work done of Public sector (RM bil.)**



More than 60 per cent of the work done value in Q4 2022 was concentrated in Selangor, Wilayah Persekutuan, Sarawak and Johor



**RM7.7 billion**

SELANGOR



**RM4.7 billion**

WILAYAH PERSEKUTUAN



**RM3.7 billion**

SARAWAK



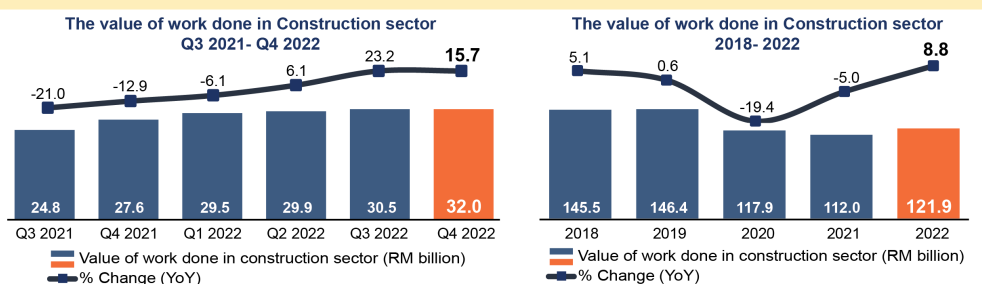
**RM3.4 billion**

JOHOR

Source: Construction Statistics, Fourth Quarter 2022  
Department of Statistics Malaysia (DOSM)

## CONSTRUCTION STATISTICS FOURTH QUARTER 2022

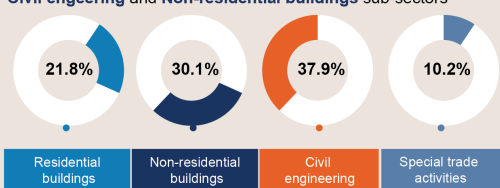
The Construction sector continued to perform favourably in the fourth quarter 2022 with growth of 15.7 per cent, while overall 2022 posted a rebound of 8.8 per cent after two years in the declining trend



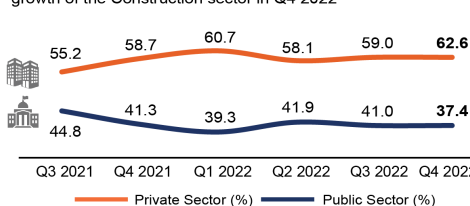
The **Civil engineering sub-sector** recorded the highest growth at 20.8 per cent and followed by **Non-residential buildings** which was 19.0 per cent in Q4 2022

|                           |         | YoY   | QoQ   |
|---------------------------|---------|-------|-------|
| Residential buildings     | Q4 2022 | 5.3%  | 2.3%  |
|                           | Q3 2022 | 17.8% | -1.1% |
| Non-residential buildings | Q4 2022 | 19.0% | 3.9%  |
|                           | Q3 2022 | 37.7% | -1.3% |
| Civil engineering         | Q4 2022 | 20.8% | 4.8%  |
|                           | Q3 2022 | 14.6% | 5.4%  |
| Special trade activities  | Q4 2022 | 12.7% | 13.1% |
|                           | Q3 2022 | 32.2% | 6.8%  |

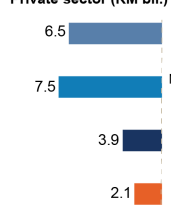
More than two-thirds of work done value was contributed by the **Civil engineering and Non-residential buildings** sub-sectors



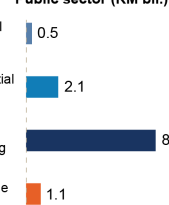
**Private sector** continued to provide the main impetus to the growth of the Construction sector in Q4 2022



Value of work done of Private sector (RM bil.)



Value of work done of Public sector (RM bil.)



More than 60 per cent of the work done value in Q4 2022 was concentrated in Selangor, Wilayah Persekutuan, Sarawak and Johor



Source: Construction Statistics, Fourth Quarter 2022  
Department of Statistics Malaysia (DOSM)

## HIGHLIGHTS

**The Construction sector continued to perform favourably in the fourth quarter 2022 with growth of 15.7 per cent, while overall 2022 posted a rebound of 8.8 per cent after two years in the declining trend**

The value of work done in the Construction sector continued to increase by 15.7 per cent in the fourth quarter after expanding strongly by 23.2 per cent in the third quarter of 2022. The growth momentum in this quarter was driven by the double-digit growth in the Civil engineering sub-sector (20.8%); Non-residential buildings (19.0%); and Special trade activities (12.7%). Meanwhile, the sub-sector of Residential buildings increased 5.3 per cent as compared to a year ago.

Out of RM32.0 billion of work done value recorded in the fourth quarter of 2022, RM12.1 billion or 37.9 per cent was in Civil engineering and followed by Non-residential buildings with a share of 30.1 per cent or amounted to RM9.6 billion. In the meantime, the work

done value in Residential buildings and Special trade activities encompassing 21.8 per cent and 10.2 per cent respectively.

The private sector continued to provide the main impetus to the growth of the Construction sector in this quarter which augmented by 23.5 per cent (Q3 2022: 31.8%). The value of work done by the private sector amounted to RM20.0 billion or comprised 62.6 per cent of the total value of construction work done. Meanwhile, the public sector with a share of 37.4 per cent or equivalent to RM12.0 billion, grew by 4.7 per cent during the quarter (Q3 2022: 12.6%).

More than 60 per cent of the work done value in Q4 2022 was concentrated in Selangor which amounted to RM7.7 billion or 24.2 per cent; Wilayah Persekutuan (RM4.7 billion or 14.7%); Sarawak (RM3.7 billion or 11.7%); and Johor (RM3.4 billion or 10.7%).

Summarising the Construction sector performance for 2022, the Construction sector posted a rebound of 8.8 per cent in 2022 after two years in the declining trend. All sub-sectors picked up during the year with double-digit growth recorded in Special trade activities (19.6%); and Non-residential buildings (18.7%). In the meantime, the Civil Engineering and Residential buildings sub-sectors turned around to positive growth of 2.7 per cent and 3.4 per cent respectively. The total value of work done in construction in 2022 amounted to RM121.9 billion, however, it remained lower than the pre-pandemic period which was RM146.4 billion in 2019.

**Released by:**  
**DEPARTMENT OF STATISTICS MALAYSIA**  
**8 February 2023**

**Contact person:**

Baharudin Mohamad  
Public Relation Officer  
Strategic Communication and International Division  
Department of Statistics Malaysia  
Tel : +603-8090 4681  
Fax : +603-8888 9248  
Email : baharudin[at]dosm.gov.my

**Copyright ©2025 Department of Statistics Malaysia Official Portal. All Rights Reserved.**