



MINISTRY OF ECONOMY
DEPARTMENT OF STATISTICS MALAYSIA

COMPENDIUM OF ENVIRONMENT STATISTICS 2018

COMPENDIUM OF ENVIRONMENT STATISTICS, MALAYSIA 2018

The Compendium of Environment Statistics (CES), Malaysia 2018 presents statistics on environment for the period 2013-2017/2018 namely air, water, land and population. The compilation of the statistics includes environmental conditions, impacts of human activities on the environment and actions taken to minimise the impact.

Malaysia is a country which is rich in water resources due to a high rainfall. In 2017, the highest and lowest annual rainfall was recorded at Labuan station (4,938.9 mm) and Kuala Kangsar station (1,955.4 mm) respectively. In addition, Malaysia was also experiencing a warm and humid climate where the highest temperature was recorded at three stations that is Jerantut, Temerloh and Kuala Kangsar with the reading of 32.9°C. The lowest temperature was recorded at Cameron Highlands station (16.1°C).

Iron ore recorded the highest production of metallic mineral amounted 3.92 million tonnes in 2017. The imports and exports of the minerals also recorded the highest value of RM3.27 billion and RM3.86 billion respectively.

The emission of pollutants to the atmosphere in 2017 were from motor vehicles (70.4%) followed by power plant (24.5%), industrial (2.9%) and others (2.1%).

In 2017, the number of flood incidents recorded was 498 cases. Selangor recorded the highest number of cases with 86 cases followed by Sarawak (64 cases) and Pahang (61 cases).

Dengue fever has recorded 83,443 cases in 2017 without involving death cases. However, hemorrhagic dengue fever recorded 406 cases with 177 deaths while malaria fever recorded 4,114 cases with two (2) deaths.

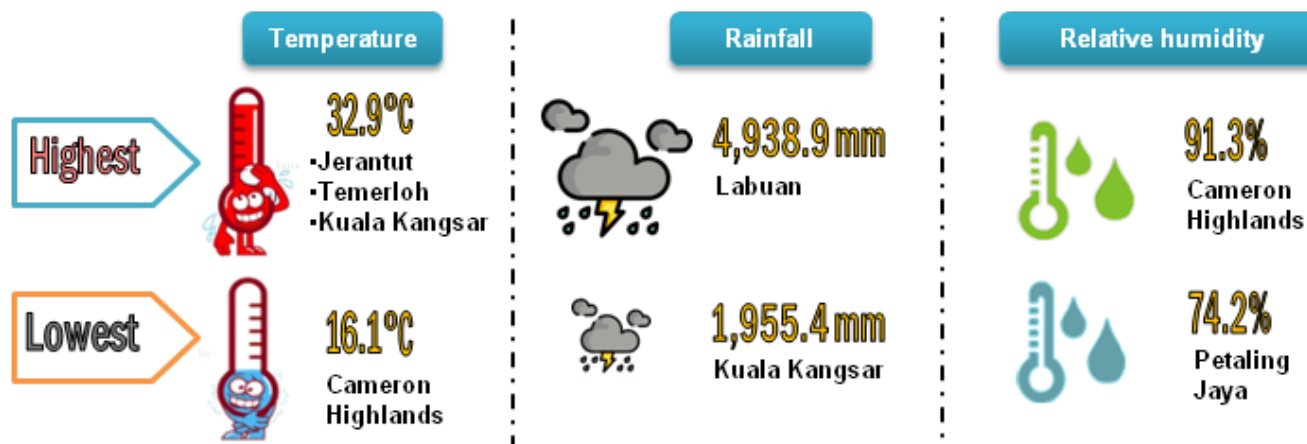
The industrial player also takes part in reducing the impact of pollution on the environment. Based on the Economic Census 2016 (reference year 2015), RM2.6 billion has been spent on protecting the environment with the manufacturing sector being the largest contributor of 73.6%.



COMPONENT 1: ENVIRONMENTAL CONDITIONS AND QUALITY

2017

Summary of climate statistics at selected meteorological stations, Malaysia



Source: Malaysia Meteorological Department

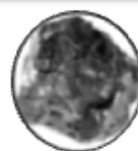
COMPONENT 2: ENVIRONMENTAL RESOURCES AND THEIR USE

2017

Selected metallic minerals production, Malaysia



Iron ore
3,919,632
tonnes



Tin-in-concentrates
3,894
tonnes



Raw gold
2,124.2
(‘000 grams)

IMPORT

RM3.27 billion

RM1.82 billion

RM0.06 billion

EXPORT

RM3.86 billion

RM0.01 billion

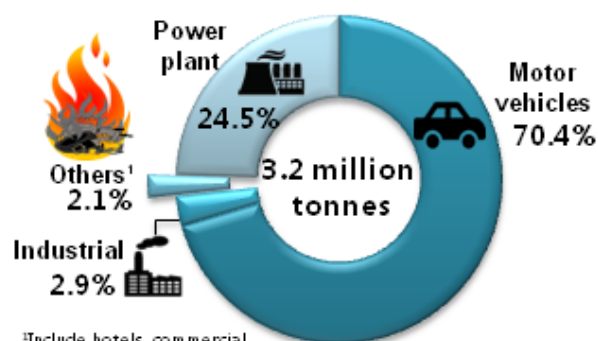
RM0.01 billion

Source: Department of Minerals and Geoscience

COMPONENT 3: RESIDUALS

2017

Percentage emission of pollutants to the atmosphere by source, Malaysia



¹Include hotels, commercial centres, institutions, night markets and open burning activities

Source: Department of Environment

Quantity of scheduled wastes generated, Malaysia



Source: Department of Environment



COMPONENT 4: EXTREME EVENTS AND DISASTERS

2017

Number of flood incident reported, Malaysia

498 cases



3 highest states



Selangor
86 cases



Sarawak
64 cases



Pahang
61 cases

Source: Department of Irrigation and Drainage

Number of fire incidents, Malaysia

29,356



Death
165



Injury
446



Loss
RM5.2 billion

Source: Ministry of Urban Wellbeing, Housing and Local Government

COMPONENT 5: HUMAN SETTLEMENTS AND ENVIRONMENTAL HEALTHS

2017

Mid-year population estimates, Malaysia, 2018*



32.4 million



Male

16.7 million



Female

15.7 million



Annual population growth rate

1.1%



Number of cases

83,443

Vector borne diseases, Malaysia



Number of deaths

Dengue fever

406

Dengue haemorrhagic fever

177

4,114

Malaria

2

Source: Ministry of Health Malaysia

COMPONENT 6: ENVIRONMENTAL PROTECTION, MANAGEMENT AND ENGAGEMENT

Percentage of environmental protection expenditure by sector, Malaysia

2015



Total
RM2.6 billion



Manufacturing

73.6%



Services

11.3%



Mining & quarrying

6.9%



Construction

6.4%



Agriculture, forestry & fishing

1.8%

Note: Based on Economic Census 2016 Environmental Compliance

For more information, please visit <https://www.dosm.gov.my>

Released By:

DATO' SRI DR. MOHD UZIR MAHIDIN
CHIEF STATISTICIAN MALAYSIA
DEPARTMENT OF STATISTICS, MALAYSIA

 **DrUzir_Mahidin**   **Dr_Uzir**

30 November 2018

Contact person:

Ho Mei Kei
Public Relation Officer
Strategic Communication and International Division
Department of Statistics, Malaysia
Tel : +603-8885 7942
Fax : +603-8888 9248
Email : mkho[at]dosm.gov.my

Contact person:

Baharudin Mohamad
Public Relation Officer
Strategic Communication and International Division
Department of Statistics Malaysia
Tel : +603-8090 4681
Fax : +603-8888 9248
Email : baharudin[at]dosm.gov.my

Copyright ©2025 Department of Statistics Malaysia Official Portal. All Rights Reserved.