



MINISTRY OF ECONOMY
DEPARTMENT OF STATISTICS MALAYSIA

CHILDREN STATISTICS, MALAYSIA, 2016



INTRODUCTION

Children Statistics, Malaysia, 2016 presents selected child¹ statistics as the basis to measure the quality of life and well-being of children at the national and state level. The compilation of statistics in this publication consists of four main fields, namely population, health, education and child protection. The statistics were obtained from secondary sources which involved various ministries/departments/government agencies. The selected child statistics in the areas of Education and Child Protection are presented as follows:

(A) EDUCATION

In 2015, the number of pre-school students in government & government-aided schools increased 1.2 per cent to 198,574 from 196,264 (2014). Female students recorded a higher increase of 1.6 per cent compared to male (0.8%).

Table 1: Pre-school student in government & government-aided schools by sex, Malaysia, 2014 and 2015



	2014	2015
Total	196,264	198,574
Male	99,541	100,288
Female	96,723	98,286

Source : Ministry of Education, Malaysia

The number of primary school students in government & government-aided schools recorded a decrease of 0.9 per cent from 2,709,340 (2014) to 2,683,992 (2015). Both male and female students registered declines of 1.0 per cent and 0.9 per cent respectively.

Table 2: Primary school student in government & government-aided schools by sex, Malaysia, 2014 and 2015

	2014	2015
Total	2,709,340	2,683,992
Male	1,392,484	1,378,766
Female	1,316,856	1,305,226




Source : Ministry of Education, Malaysia

¹A child refers to a person under the age of eighteen years old.

The number of secondary school students in government & government-aided schools registered a decrease of 4.1 per cent from 2,159,906 (2014) to 2,072,162 (2015). Both male and female students declined 4.8 per cent and 3.3 per cent respectively.

Table 3: Secondary school student in government & government-aided schools by sex, Malaysia, 2014 and 2015



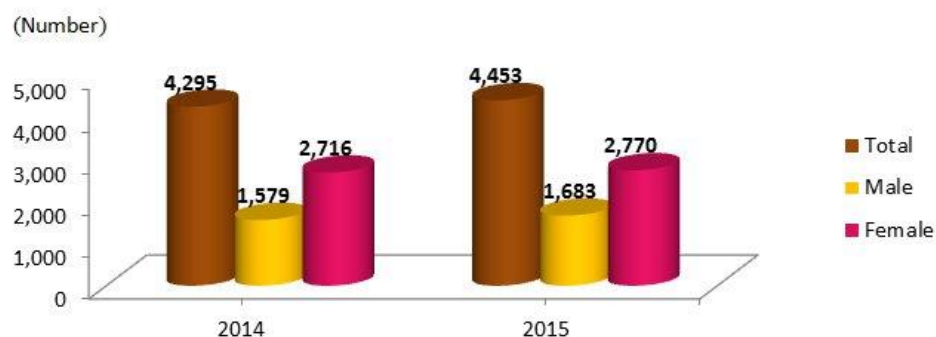
	2014	2015
Total	2,159,906	2,072,162
Male	1,081,729	1,029,375
Female	1,078,177	1,042,787

Source : Ministry of Education, Malaysia

(B) CHILD PROTECTION

The number of children in need of care and protection increased 3.7 per cent from 4,295 (2014) to 4,453 (2015). Both male and female increased 104 and 54 persons respectively.

Chart 1: Children in need of care and protection by sex, Malaysia, 2014 and 2015



Source : Department of Social Welfare, Malaysia

The number of juvenile offenders declined 10.3 per cent from 5,096 cases (2014) to 4,569 cases (2015). The first offence decreased 12.1 per cent. On the other hand, repeated offence recorded an increase of 12.4 per cent from 371 cases (2014) to 417 cases (2015).

Table 4: Juvenile offender, Malaysia, 2014 and 2015

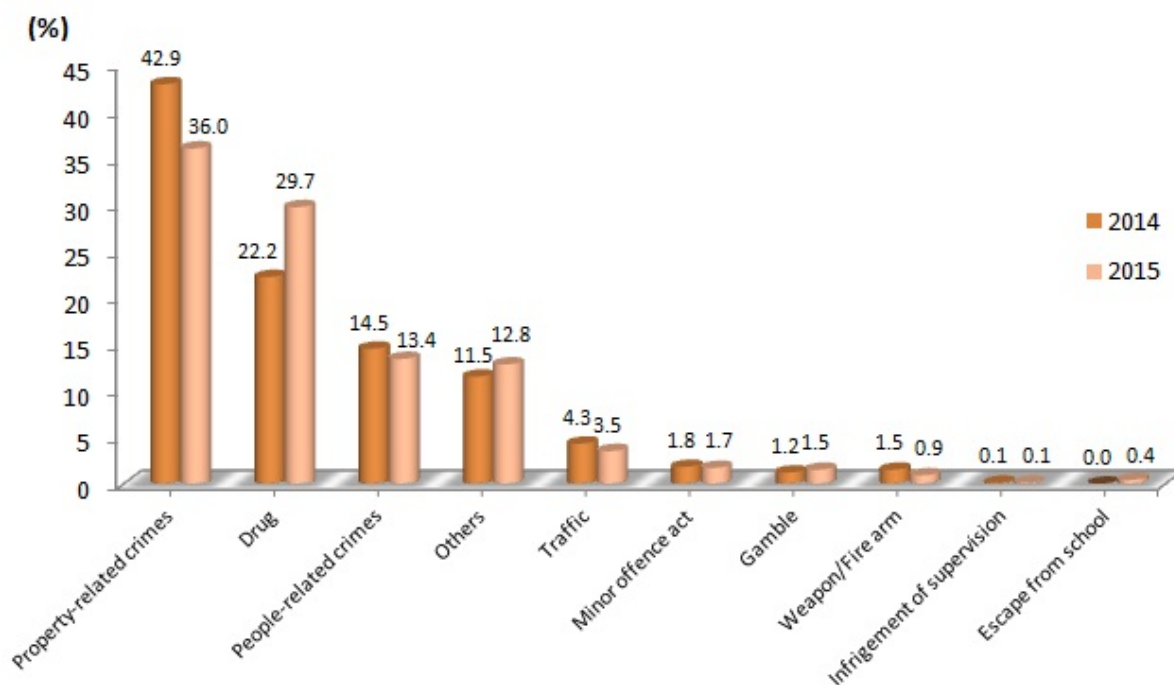


	2014		2015
Total	5,096	Total	4,569
First offence	4,725	First offence	4,152
Repeated offence	371	Repeated offence	417

Source : Department of Social Welfare, Malaysia

The highest percentage of children involved in crime was property-related crimes that was 36.0 per cent (2015) compared to 42.9 per cent (2014). This was followed by drug (29.7%) and people-related crimes (13.4%).

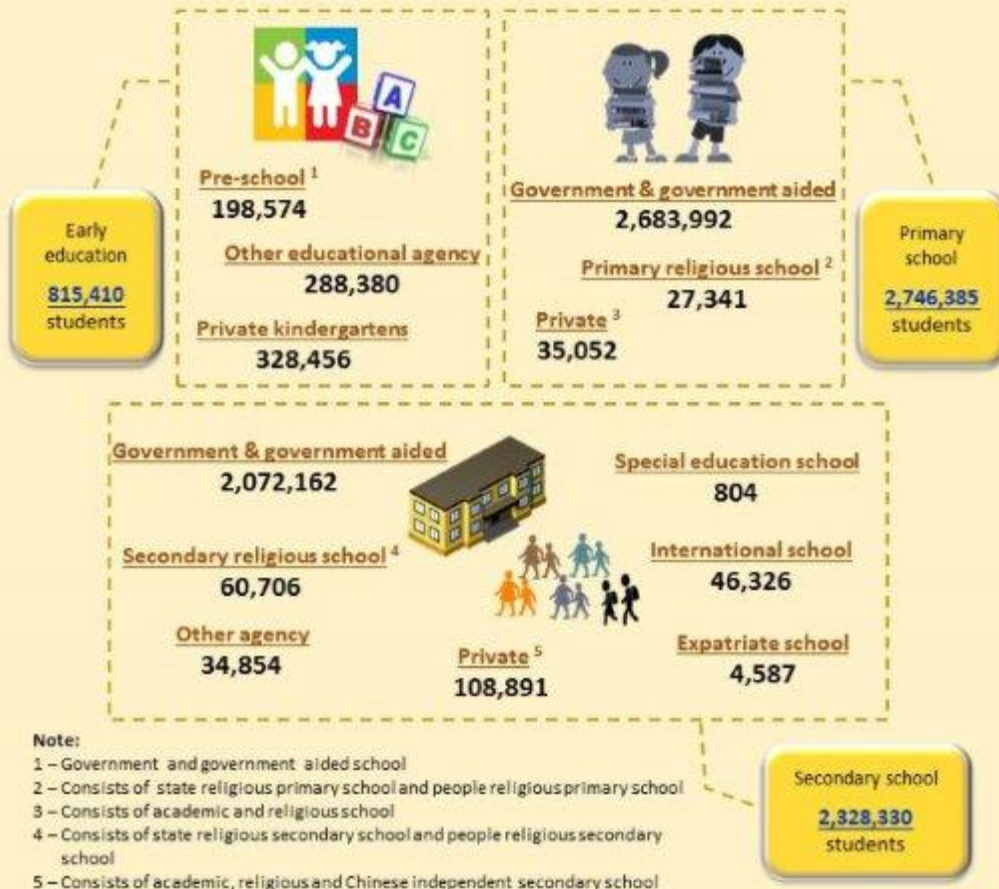
Chart 2: Children involved in crime by type of crime, Malaysia, 2014 and 2015



Source: Department of Social Welfare, Malaysia

EDUCATION

Student in Malaysia, 2015



Number of recipients of school aid in government & government aided school, Malaysia, 2015



Source: Ministry of Education, Malaysia

CHILD PROTECTION

Application for registration of adoption by type, Malaysia, 2015

Total of applications

1,927 applications



National Registration Department of Malaysia

1,354 applications



Courts

573 applications



Recipient and total of Financial Assistance for Children, Malaysia, 2015



Financial Assistance
RM259,371,400

Recipient
83,570 persons

Juvenile offender, Malaysia, 2015

First offence



4,152 children

Repeated offence



417 children

Inmates in children institution, Malaysia, 2015

Children Home



1,111 children

Tunas Bakti School



1,071 children

Probation Hostel



157 children

Taman Seri Putri



125 children

Source: Department of Social Welfare, Malaysia

Children Statistics, Malaysia, 2016

The detailed information regarding this report can be accessed through the [eStatistik](#) application in the website of Department of Statistics, Malaysia, www.dosm.gov.my.

Released By:

THE OFFICE OF CHIEF STATISTICIAN MALAYSIA
DEPARTMENT OF STATISTICS, MALAYSIA
#myHariBulan# #myBulan# #myTahun#

Contact person:

Ho Mei Kei
Public Relation Officer
Corporate and User Services Division
Department of Statistics, Malaysia
Tel : +603-8885 7942
Fax : +603-8888 9248
Email : mkho[at]stats.gov.my

Contact person:

Baharudin Mohamad
Public Relation Officer
Strategic Communication and International Division
Department of Statistics Malaysia
Tel : +603-8090 4681
Fax : +603-8888 9248
Email : baharudin[at]dosm.gov.my

Copyright ©2025 Department of Statistics Malaysia Official Portal. All Rights Reserved.