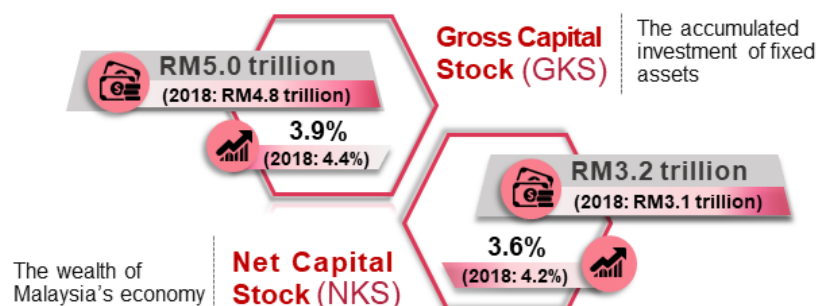


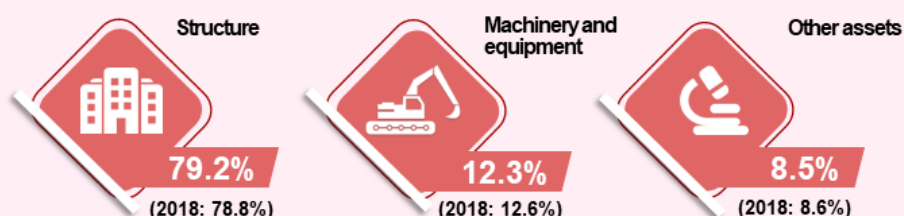


MINISTRY OF ECONOMY  
DEPARTMENT OF STATISTICS MALAYSIA

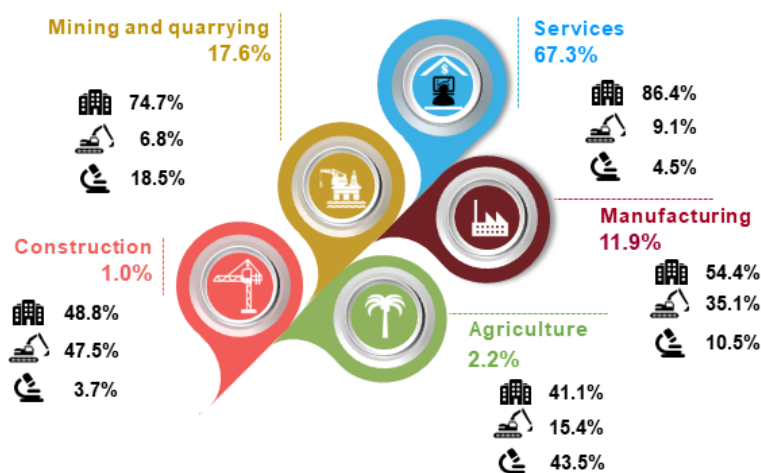
## CAPITAL STOCK STATISTICS 2019



### Share of NKS by type of assets, 2019



### Share of NKS by kind of economic activity and type of assets, 2019



## **CAPITAL STOCK STATISTICS 2019**

Net Capital Stock which represents the wealth of Malaysia's economy grew by 3.6 per cent with a value of RM3.2 trillion in 2019 compared to RM3.1 trillion in 2018.

The value of fixed assets in Services sector was the largest compared to other economic activities with a value of RM2.1 trillion and registered a share of 67.3 per cent. Mining and quarrying sector accounted for 17.6 per cent, while Manufacturing sector was 11.9 per cent. These three sectors accounted for 96.8 per cent of value of fixed assets.

In terms of type of assets, Structure was the main contributor with a share of 79.2 per cent supported by expenditure on other structure and non-residential. These assets recorded 64.7 per cent of total Structure. Machinery and equipment was the second largest share with 12.3 per cent and Other assets registered 8.5 per cent.

### **Released By:**

**DATO' SRI DR. MOHD UZIR MAHIDIN**  
**CHIEF STATISTICIAN MALAYSIA**  
**DEPARTMENT OF STATISTICS, MALAYSIA**

 [DrUzir\\_Mahidin](#)   [Dr\\_Uzir](#)

**#myHariBulan# #myBulan# #myTahun#**

### **Contact person:**

#### **Mohd Yusrizal Ab Razak**

Public Relation Officer  
Strategic Communication and International Division  
Department of Statistics, Malaysia  
Tel : +603-8885 7942  
Fax : +603-8888 9248  
Email : yusrizal.razak[at]dosm.gov.my

### **Contact person:**

Baharudin Mohamad  
Public Relation Officer  
Strategic Communication and International Division  
Department of Statistics Malaysia  
Tel : +603-8090 4681  
Fax : +603-8888 9248  
Email : baharudin[at]dosm.gov.my

**Copyright ©2025 Department of Statistics Malaysia Official Portal. All Rights Reserved.**