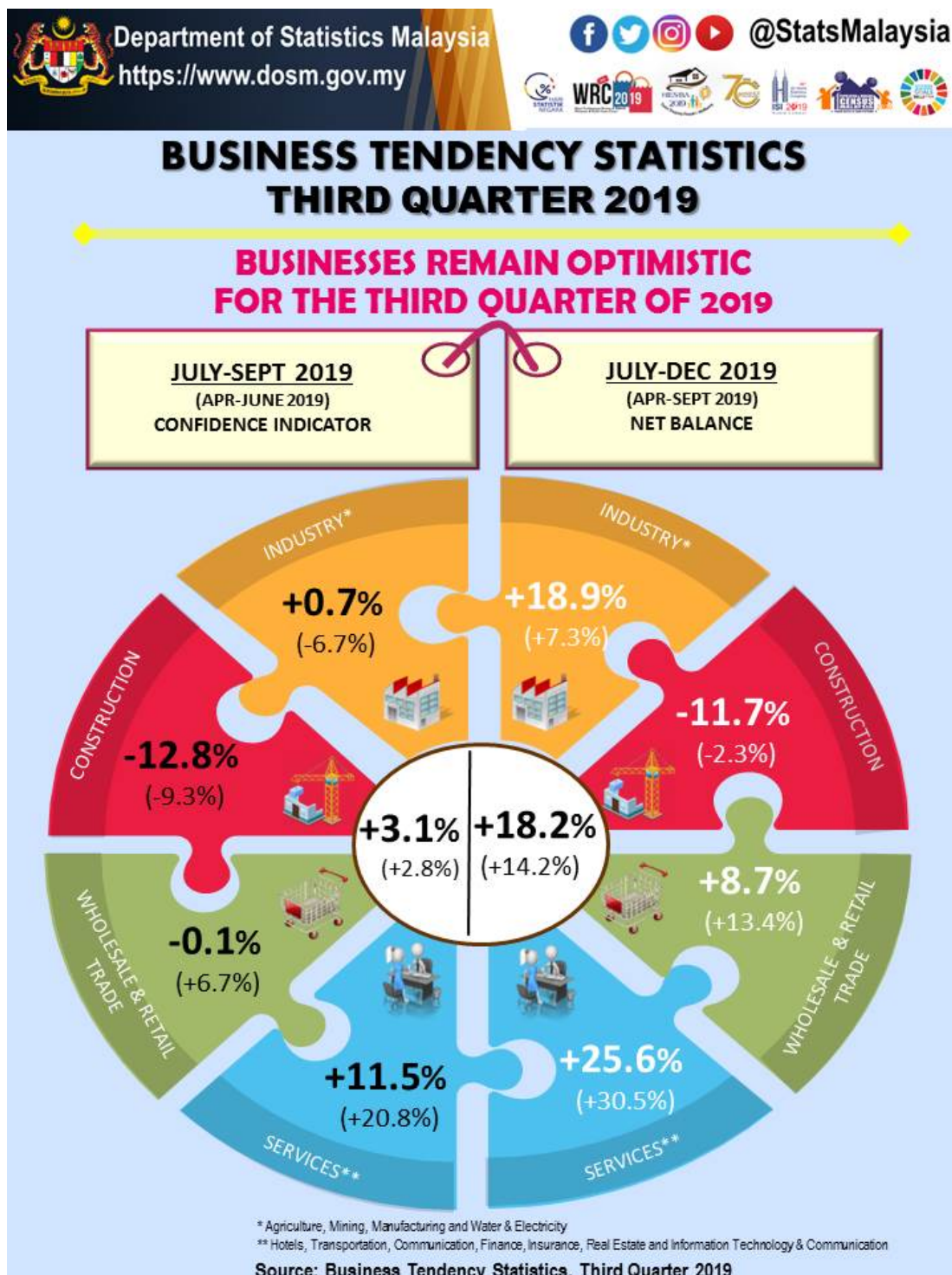




MINISTRY OF ECONOMY  
DEPARTMENT OF STATISTICS MALAYSIA

## BUSINESS TENDENCY STATISTICS THIRD QUARTER 2019

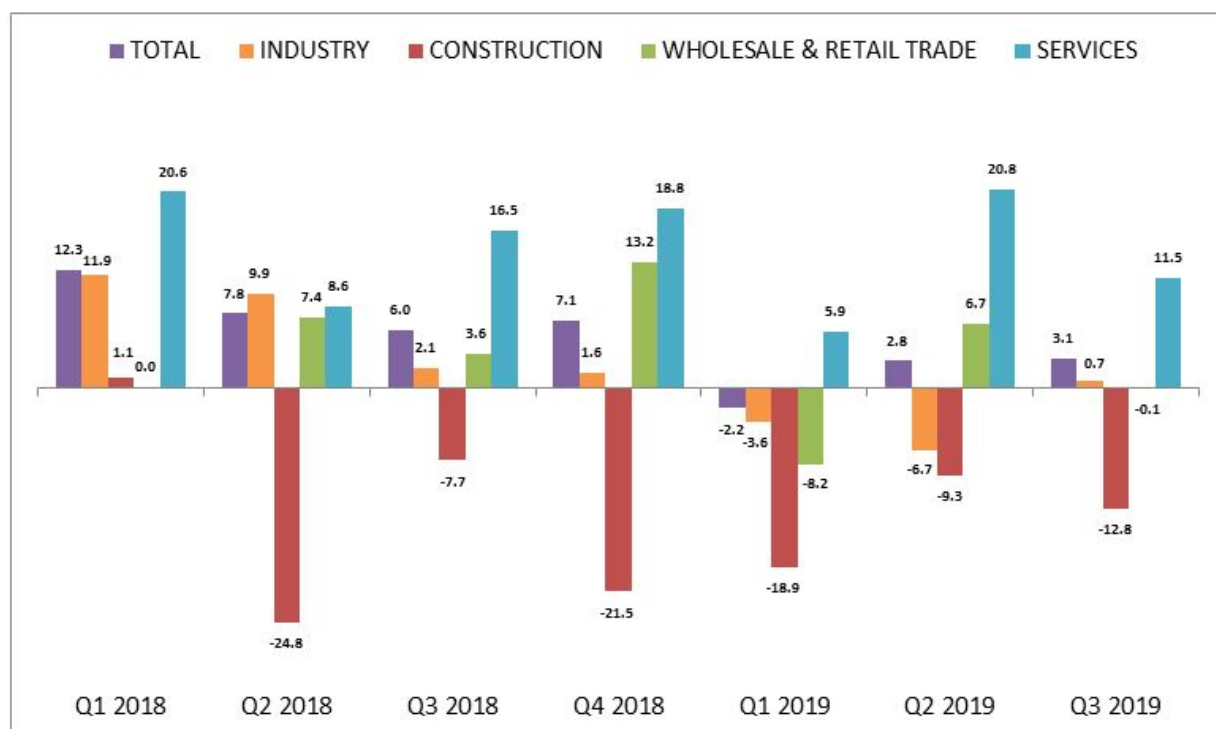


## FORECAST OF BUSINESS PERFORMANCE FOR THE THIRD QUARTER 2019

Businesses remain optimistic on their business performance for the third quarter of 2019. The confidence indicator increased slightly in the third quarter of 2019 to +3.1 per cent as against +2.8 per cent recorded in the preceding quarter.

Within the surveyed sectors, Services sector continued as the most optimistic sector, with the confidence indicator recorded at +11.5 per cent in the third quarter 2019. Confidence indicator for Industry sector rebounded to +0.7 per cent in the third quarter of 2019 as compared to -6.7 per cent reported in the previous quarter. Meanwhile, Construction and Wholesale & Retail Trade sectors demonstrated pessimism in the third quarter of 2019 where the confidence indicators registered at -12.8 per cent and -0.1 per cent, respectively.

**Chart I: Quarterly Confidence Indicator by Sector, Malaysia, 2018-2019**



## Expectations of Gross Revenue and Number of Employees

In overall, 33.6 per cent of the respondents expected an increase in gross revenue for the third quarter of 2019 while 15.9 per cent anticipated that their gross revenue to decrease which led to a net balance of + 17.7 per cent.

In terms of number of employees, the hiring trend remains positive in the third quarter of 2019, albeit showing a lower net balance of +3.6 per cent as compared to +5.5 per cent in the previous quarter. Only 9.7 per cent of the establishments intended to add their workforce, while 6.1 per cent expected to reduce number of employees in the reference quarter.

**Table 1: Expected of Net Balance Gross Revenue and Number of Employees, 2018-2019**

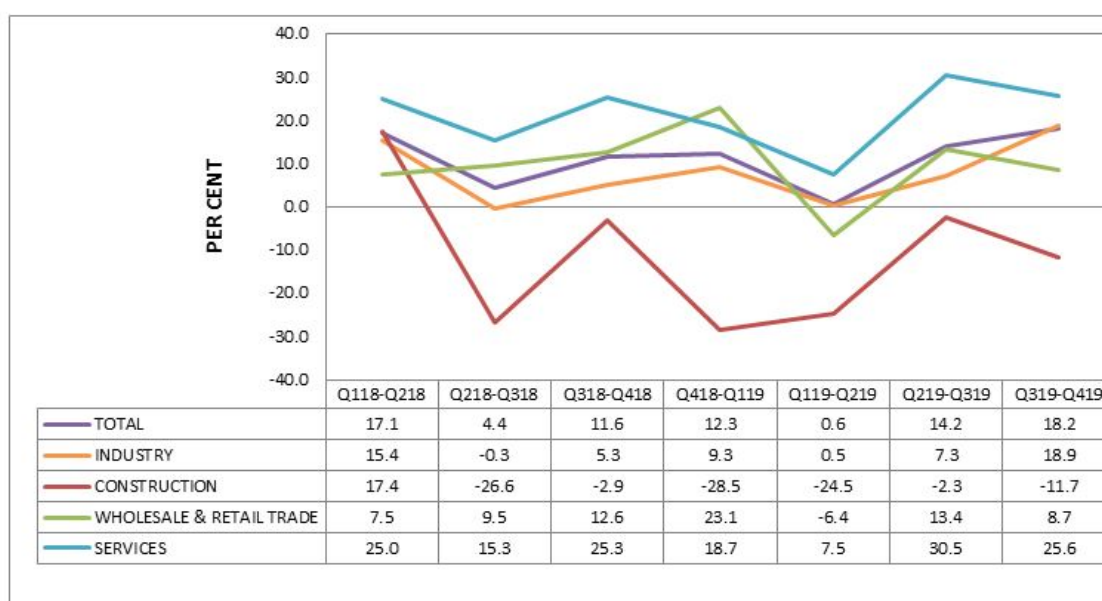
Period		Gross Revenue (%)				Number of Employees (%)			
		Up	Same	Down	Net Balance	Up	Same	Down	Net Balance
2018	Q1	30.4	57.3	12.3	18.1	25.2	61.6	13.2	12.0
	Q2	34.0	54.6	11.4	22.6	8.7	83.4	7.9	0.8
	Q3	45.1	44.4	10.5	34.6	11.5	80.3	8.2	3.3
	Q4	42.6	42.6	14.8	27.8	8.6	84.2	7.2	1.4
2019	Q1	30.4	51.0	18.6	11.8	8.5	86.5	5.0	3.5
	Q2	37.8	46.5	15.7	22.1	12.7	80.1	7.2	5.5
	Q3	33.6	50.5	15.9	17.7	9.7	84.2	6.1	3.6

## EXPECTATIONS OF BUSINESS PERFORMANCE IN JULY TILL DECEMBER 2019

Business performance is expected to continue to augment in July to December 2019 as compared to January to June 2019. A net balance of +18.2 per cent of the establishments expect business performance to be more favourable in the second half of 2019 compared to first half of 2019. Establishments in Industry, Wholesale & Retail Trade and Services sectors are optimistic on their business outlook for the next six months ending December 2019 with a net balance of +18.9 per cent, +8.7 per cent and +25.6 per cent, respectively.

In contrast, respondents in Construction sector foresee less favourable business situation in the next six months with a net balance of -11.7 per cent recorded in the reference period as compared to -2.3 per cent recorded in the last quarter.

**Chart II: Net Balance of Business Performance Expectation for Upcoming Six Months by Sector, Malaysia, 2018-2019**



**Released By:**

**DATO' SRI DR. MOHD UZIR MAHIDIN**  
**CHIEF STATISTICIAN MALAYSIA**  
**DEPARTMENT OF STATISTICS, MALAYSIA**

 [DrUzir\\_Mahidin](#)  [Dr\\_Uzir](#) 

**#myHariBulan# #myBulan# #myTahun#**

**Contact person:**

Rohaida binti Mohamad  
Public Relation Officer  
Strategic Communication and International Division  
Department of Statistics, Malaysia

**Tel :** +603-8885 7942

**Fax :** +603-8888 9248

**Email :** rohaida.mohamad[at]dosm.gov.my

**Contact person:**

Baharudin Mohamad

Public Relation Officer

Strategic Communication and International Division

Department of Statistics Malaysia

Tel : +603-8090 4681

Fax : +603-8888 9248

Email : baharudin[at]dosm.gov.my

**Copyright ©2026 Department of Statistics Malaysia Official Portal. All Rights Reserved.**