



MINISTRY OF ECONOMY  
DEPARTMENT OF STATISTICS MALAYSIA

**BUSINESS TENDENCY STATISTICS SECOND QUARTER 2021**



PRIME MINISTER'S DEPARTMENT  
DEPARTMENT OF STATISTICS MALAYSIA



**BUSINESS TENDENCY STATISTICS**

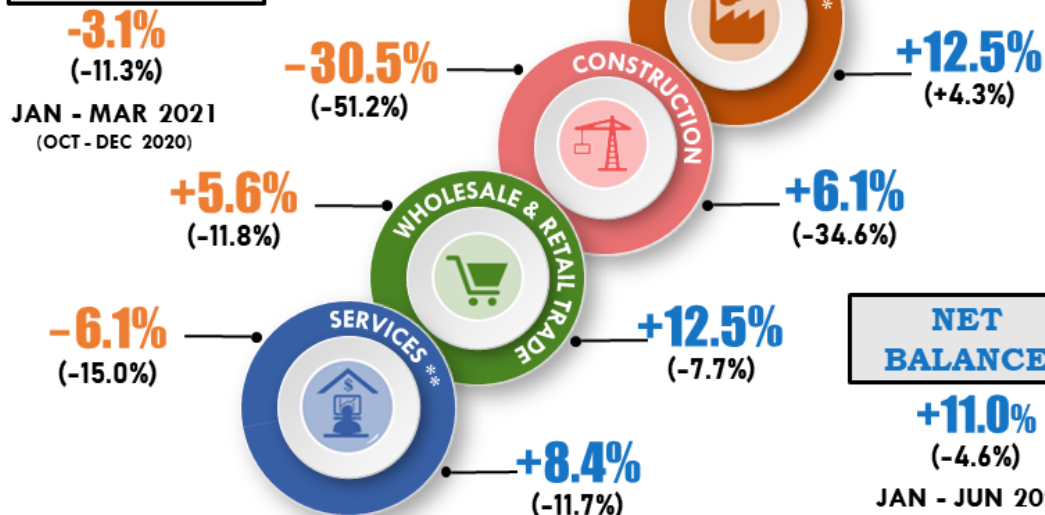
**QUARTERLY CONFIDENCE INDICATOR, 2020-2021**



\* Findings for Q2 2021 are based on the results of a survey conducted on 10 March to 26 April 2021.

**Brighter perception towards future business situation however weigh down by total lockdown**

**CONFIDENCE INDICATOR**



\* Agriculture, Mining, Manufacturing and Electricity & Water

\*\* Accommodations, Transportation & Storage, Communication, Finance, Insurance, Real Estate, Information Technology & Communication, Food & Beverage, Administrative & Support Services, Professional, Health, Education and Other Services

Source: Business Tendency Statistics, Second Quarter 2021  
Department of Statistics, Malaysia

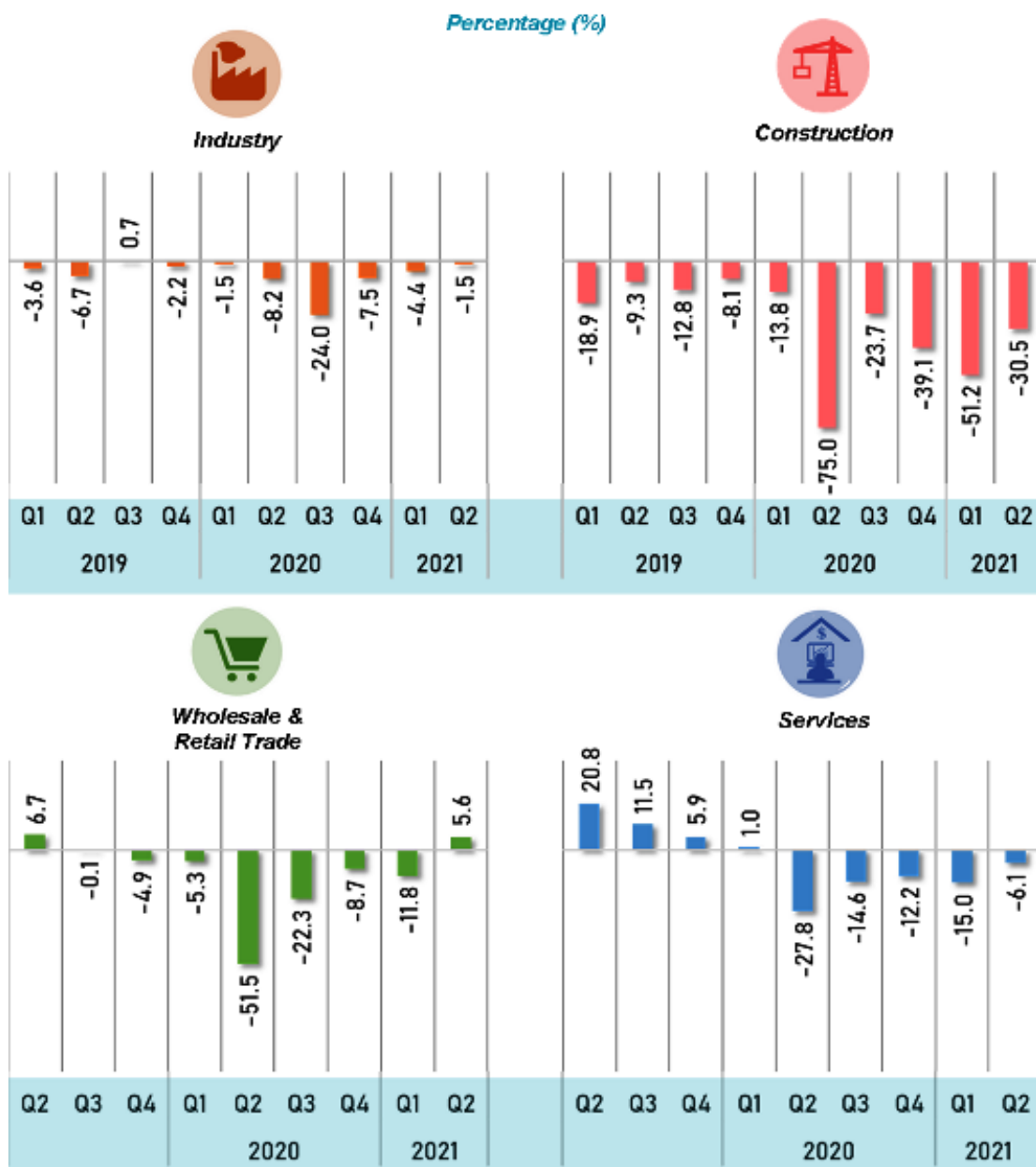
## FORECAST OF BUSINESS PERFORMANCE FOR THE SECOND QUARTER 2021

Businesses are more confident in the second quarter of 2021, with a better overall confidence indicator of -3.1 per cent as against -11.3 per cent recorded in the last quarter.

All sectors foresee brighter business situation for the second quarter 2021 if the economic wellbeing is under control. Among them, the Wholesale & Retail Trade sector soared to a positive territory for the first time since third quarter of 2019 with +5.6 per cent in the second quarter of 2021 as compared to -11.8 per cent in the first quarter of 2021. The confidence indicator for Industry and Services sectors posted better negative with -1.5 per cent and -6.1 per cent respectively compared to -4.4 per cent and -15.0 per cent in the preceding quarter.

At the same time, the Construction sector remains as the most pessimistic sector during the reference quarter with better perspective of -30.5 per cent as against -51.2 per cent in the previous quarter.

**Exhibit I: Quarterly Confidence Indicator by Sector, Malaysia, 2019-2021**

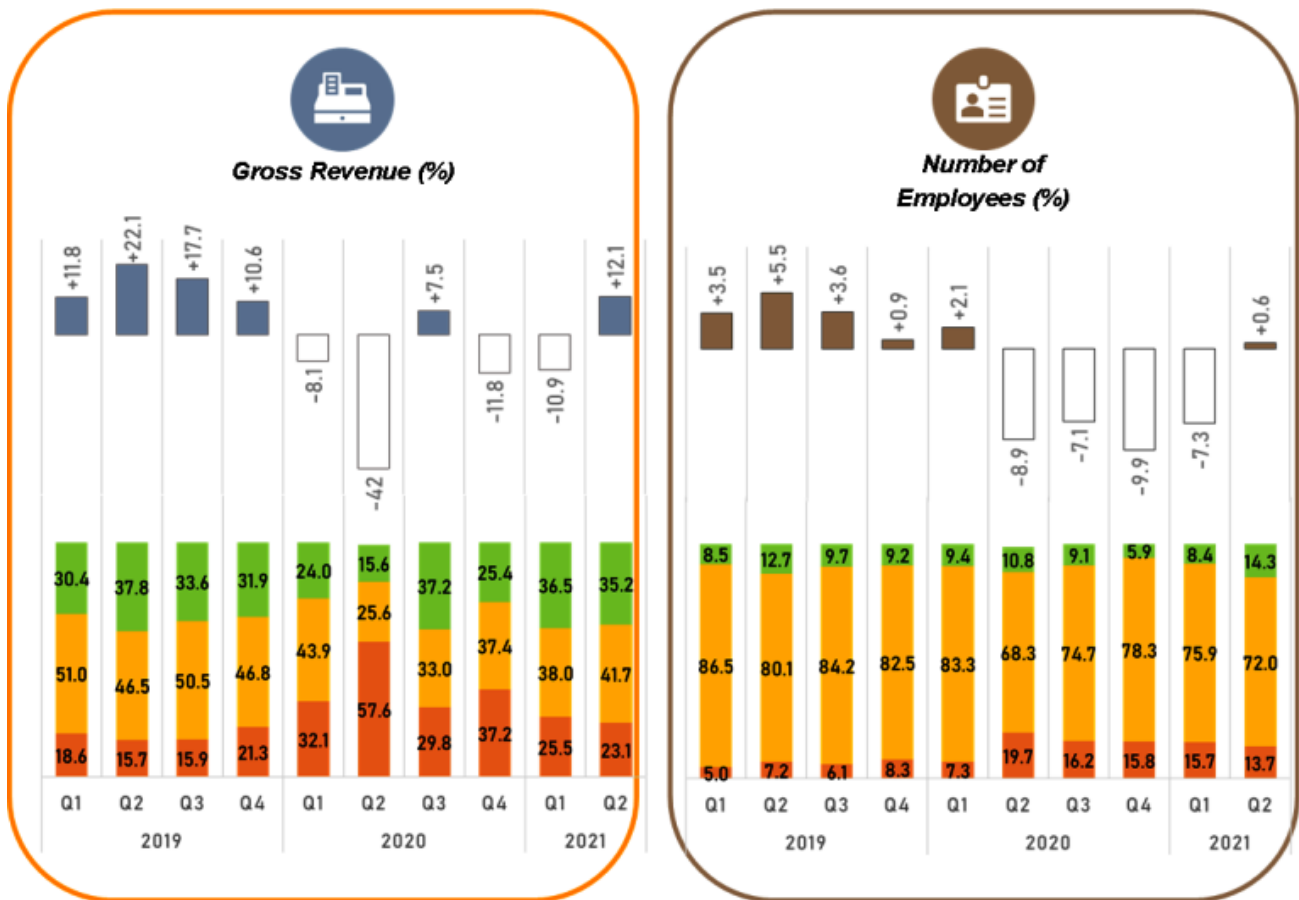


## Expectations of Gross Revenue and Number of Employees

A total of 35.2 per cent of respondents anticipate their gross revenue to grow in the second quarter of 2021, while 23.1 per cent of the respondents foresee a decrease which led to a net balance of +12.1 per cent. Concurrently, 41.7 per cent of respondents expect their gross revenue to stagnate.

With regard to number of employees, majority of the establishments (72.0 per cent) predict to maintain their employees at the current state for the second quarter of 2021. Only 14.3 per cent of establishments expect to upsize their workforce, whilst 13.7 per cent foresee to downsize their manpower which further leads to a net balance of +0.6 per cent for the reference quarter.

**Exhibit II: Expected of Net Balance Gross Revenue and Number of Employees, 2019-2021**



Net Balance

■ Higher

■ Same

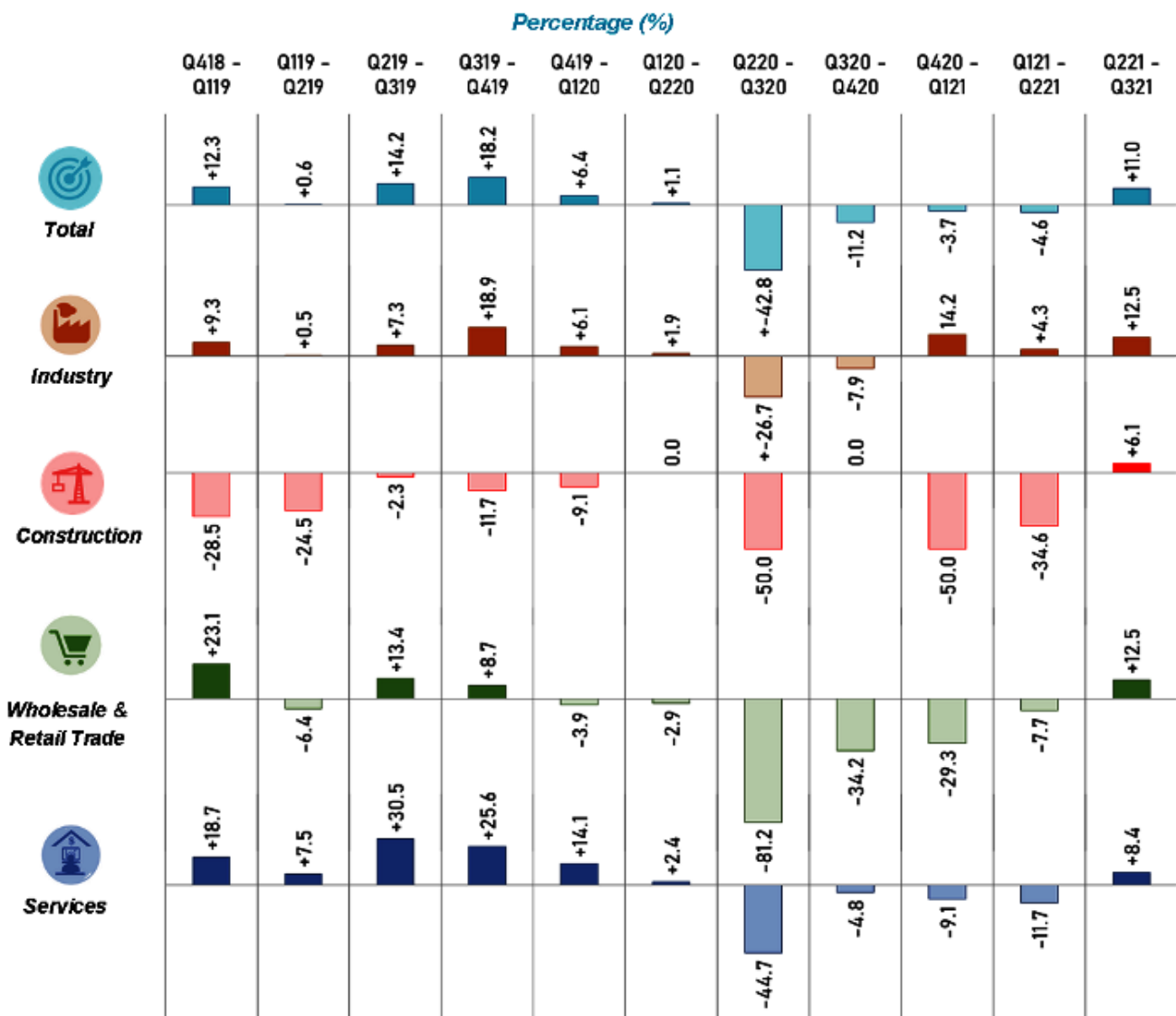
■ Lower

## EXPECTATIONS OF BUSINESS PERFORMANCE IN APRIL TILL SEPTEMBER 2021

In overall, business perception for April till September 2021 surged to positive trajectory with a net balance of +11.0 per cent as against -4.6 per cent recorded previously. All sectors registered turnaround in their net balance where Industry and Wholesale & Retail Trade become the most optimistic sectors with net balance of +12.5 per cent recorded each in the forthcoming six months. Wholesale & Retail Trade sector expects significant improvement, climb to positive territory with a net balance of +12.5 per cent as compared to -7.7 per cent recorded for the first half of 2021. This is mainly driven by the uplifted outlook in both subsectors namely Wholesale Trade and Retail Trade. Concomitantly, Services sector shows the same direction with a net balance of +8.4 per cent compared to -11.7 per cent for the period of January till June 2021. The increase of Services sector's net balance is partly supported by Accommodation, Transportation and Storage, Communications, Education and Other Services subsectors.

The Construction sector also foresees positive sentiment in the six months ahead with a net balance of +6.1 per cent as against -34.6 per cent recorded previously.

**Exhibit III: Net Balance of Business Performance Expectation for Upcoming Six Month by Sector, Malaysia, 2018-2021**



The full publication of the Business Tendency Statistics Second Quarter 2021 can be downloaded through

[eStatistik](#) portal.

**Released By:**

**DATO' SRI DR. MOHD UZIR MAHIDIN  
CHIEF STATISTICIAN MALAYSIA  
DEPARTMENT OF STATISTICS, MALAYSIA**

 [DrUzir\\_Mahidin](#)   [Dr\\_Uzir](#)

**#myHariBulan# #myBulan# #myTahun#**

**Contact person:**

Mohd Yusrizal Ab Razak  
Public Relation Officer  
Strategic Communication and International Division  
Department of Statistics, Malaysia

**Tel :** +603-8885 7942

**Fax :** +603-8888 9248

**Email :** [yusrizal.razak\[at\]dosm.gov.my](mailto:yusrizal.razak[at]dosm.gov.my)

**Contact person:**

Baharudin Mohamad  
Public Relation Officer  
Strategic Communication and International Division  
Department of Statistics Malaysia

Tel : +603-8090 4681

Fax : +603-8888 9248

Email : [baharudin\[at\]dosm.gov.my](mailto:baharudin[at]dosm.gov.my)

**Copyright ©2025 Department of Statistics Malaysia Official Portal. All Rights Reserved.**