



MINISTRY OF ECONOMY
DEPARTMENT OF STATISTICS MALAYSIA

ABRIDGED LIFE TABLES, MALAYSIA, 2019-2021

INTRODUCTION

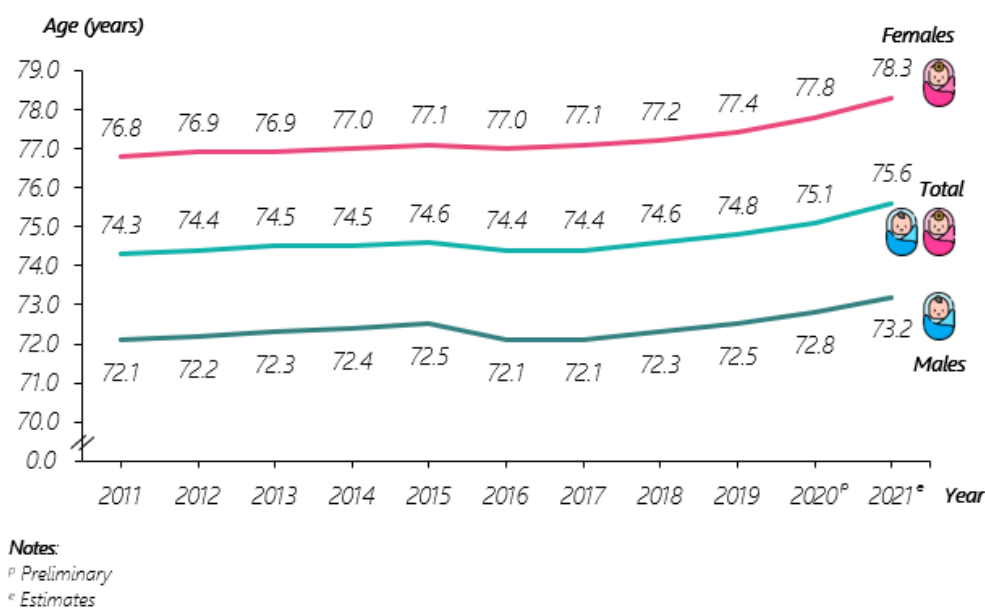
- The Abridged Life Tables, Malaysia, 2019-2021 presents life tables by age, ethnic group and sex. These life tables are generated based on the mortality statistics for the three-year period and mid-year population estimates of Malaysia.
- Life table is a table that shows the probability that a person at a certain age will die before reaching his or her next birthday. A life table is prepared from age-specific mortality rates and the derived values are used to measure mortality, survival ratio and life expectancy.
- The average remaining age (years) for a person is expected to live at the beginning of a certain age if the age-specific death rates of the given period continued throughout his or her lifetime.

LIFE EXPECTANCY AT BIRTH

Life Expectancy at Birth Increased by 1.3 Years A Decade Ago

Baby born in 2021 on average is expected to live 1.3 years longer to 75.6 years old as compared to 74.3 years old in 2011. On average, a newborn girl is expected to live longer up to 78.3 years, while a newborn boy is expected to live until 73.2 years in 2021. From 2011 through 2021, life expectancy at birth for males has increased by 1.1 years, from 72.1 years old (2011) to 73.2 years old (2021), while females increased by 1.5 years as compared to 76.8 years old for the same period.

Chart 1: Life expectancy at birth, Malaysia, 2011-2021





LIFE EXPECTANCY AT THE AGE OF 15 YEARS OLD

Females at the Age of 15 Years Old is Expected to Live 5.1 Years Longer

Males and females who reach the age of 15 years old are expected to live another 58.9 and 64.0 years respectively in the year 2021. These indicate that male reach at the age of 15 years is expected to live until the age of 73.9 years and female up to the age of 79.0 years. In 2021, the increase in life expectancy at the age of 15 years was 1.0 years for males and 1.5 years for females as compared to 2011. The gap between life expectancy for males and females in the year 2021 is 5.1 years.

Exhibit 1: Life expectancy at the age of 15 years old, Malaysia, 2011-2021

| | | | | | | | | | | | |
|---|---------------|---------------|---------------|---------------|---------------|---------------|---------------|---------------|---------------|-------------------|-------------------|
|  | 57.9 years | 58.0 years | 58.2 years | 58.2 years | 58.3 years | 57.9 years | 57.9 years | 58.1 years | 58.3 years | 58.5 years | 58.9 years |
| | 2011 | 2012 | 2013 | 2014 | 2015 | 2016 | 2017 | 2018 | 2019 | 2020 ^P | 2021 ^E |
|  | 62.5 years | 62.6 years | 62.7 years | 62.7 years | 62.8 years | 62.7 years | 62.8 years | 63.0 years | 63.1 years | 63.5 years | 64.0 years |

Notes:

^P Preliminary

^E Estimates

LIFE EXPECTANCY AT THE AGE OF 60 YEARS OLD

Life Expectancy at the Age of 60 Years Old Increased

Males and females who reach the age of 60 years old are expected to live further 18.9 years and 21.8 years respectively. Thus, males aged 60 years are expected to live until the age of 78.9 years old and

females, 81.8 years old. The gaps for males and female's life expectancy at the age of 60 years old are between 2.2 to 2.9 years for the period of 2011 till 2021.

Exhibit 2: Life expectancy at the age of 60 years old, Malaysia, 2011-2021



| | | | | | | | | | | |
|---------------|---------------|---------------|---------------|---------------|---------------|---------------|---------------|---------------|-------------------|-------------------|
| 18.0 years | 18.0 years | 18.1 years | 18.2 years | 18.2 years | 18.1 years | 18.1 years | 18.2 years | 18.3 years | 18.6 years | 18.9 years |
| 2011 | 2012 | 2013 | 2014 | 2015 | 2016 | 2017 | 2018 | 2019 | 2020 ^p | 2021 ^e |
| 20.2 years | 20.4 years | 20.5 years | 20.6 years | 20.6 years | 20.7 years | 20.7 years | 20.9 years | 21.1 years | 21.4 years | 21.8 years |

Notes:

^p Preliminary

^e Estimates

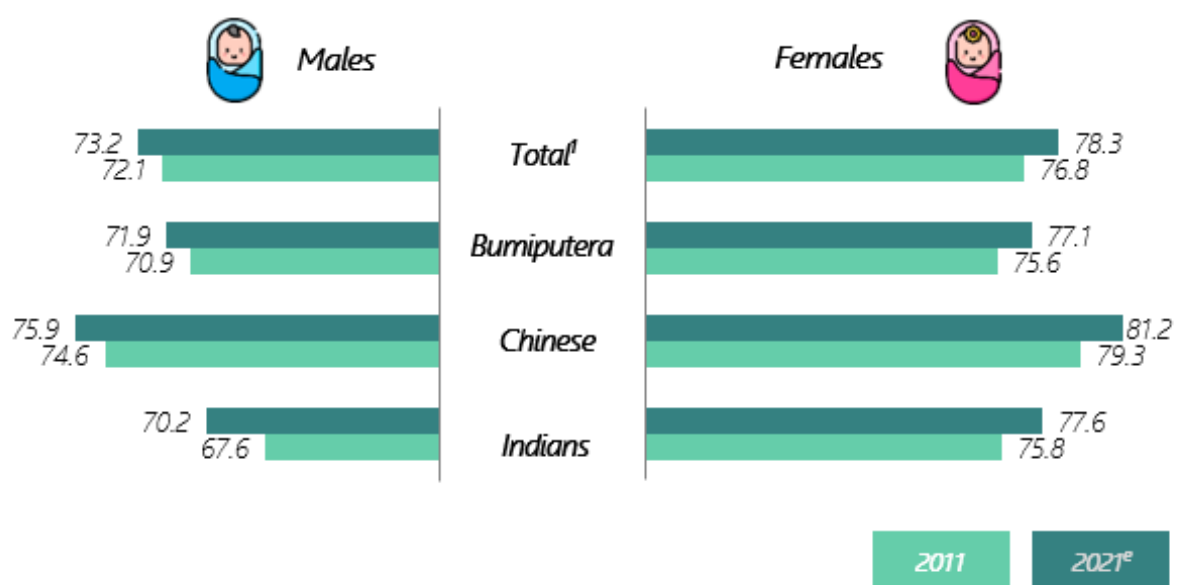
This situation is in line with the increasing population aged 60 years and over in the past decade. Based on the population estimates for the year 2021, the population age 60 years and over increased from 8.1 per cent or 2.4 million persons (2011) to 3.6 million persons (2021) represents 11.2 per cent of the total population in 2021.

LIFE EXPECTANCY AT BIRTH BY MAJOR ETHNIC GROUP

Chinese Continues to Live Longer

The highest life expectancy at birth by major ethnic group was recorded by Chinese with 81.2 years old females and males with 75.9 years old. In contrast, the lowest life expectancy at birth for males was recorded by Indians with 70.2 years old meanwhile for females was recorded by Bumiputera with 77.1 years old.

Exhibit 3: Life expectancy at birth by major ethnic group and sex, Malaysia, 2011 and 2021



Notes:

^f Includes Others (citizen) and non-citizen

^e Estimates

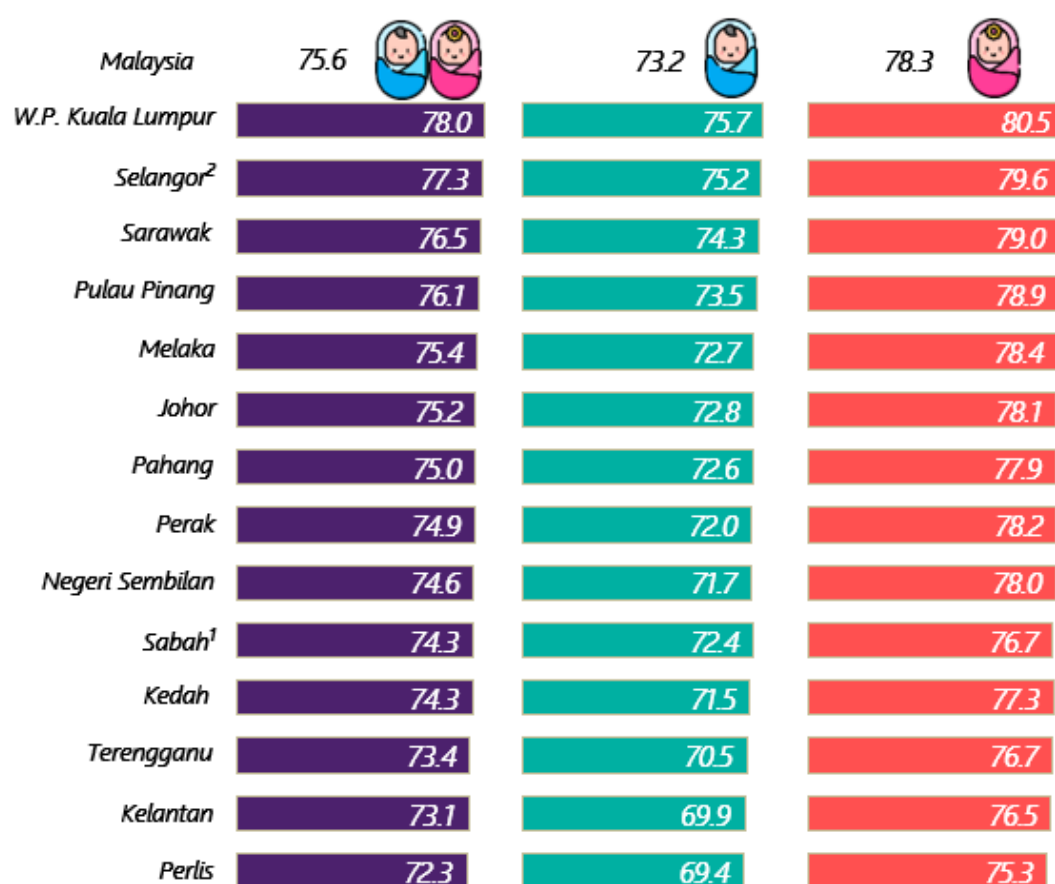
LIFE EXPECTANCY AT BIRTH BY SEX AND STATE

W.P. Kuala Lumpur Recorded the Highest Life Expectancy

The highest life expectancy at birth among males and females in 2021 was recorded by W.P. Kuala Lumpur with 75.7 years old and 80.5 years old respectively. In contrast, Perlis recorded the lowest life expectancy at birth for both males and females.

In 2021, there are four states with the highest life expectancies for males compared with the national level (73.2 years) namely W.P. Kuala Lumpur (75.7 years), Selangor (75.2 years), Sarawak (74.3 years) and Pulau Pinang (73.5 years). While for females, five states that surpassed the national life expectancy (78.3 years) comprise W.P. Kuala Lumpur (80.5 years), Selangor (79.6 years), Sarawak (79.0 years), Pulau Pinang (78.9 years) and Melaka (78.4 years). [Exhibit 4]

Exhibit 4: Life expectancy at birth by sex and state, Malaysia, 2021^e



Notes:

¹ Includes W.P. Labuan

² Includes W.P. Putrajaya

^e Estimates



STATISTICS OF LIFE EXPECTANCY, MALAYSIA 2021

2011

74.3
years

2021^e

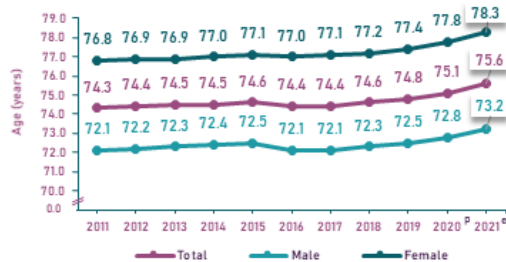
75.6
years

Life expectancy at birth has increased
1.3 years as compared to a decade ago

1

LIFE EXPECTANCY AT BIRTH, 2011-2021^e

A newborn baby in **2021** is expected to live until
the age of **75.6 years**



The gap in life expectancy at birth between
baby boy and girl is **5.1 years**

3

LIFE EXPECTANCY AT BIRTH BY MAJOR ETHNIC GROUP



CHINESE

MALE 75.9 YEARS

[2020 : 75.5 years]

FEMALE 81.2 YEARS

[2020 : 80.8 years]



BUMIPUTERA

MALE 71.9 YEARS

[2020 : 71.5 years]

FEMALE 77.1 YEARS

[2020 : 76.6 years]



INDIANS

MALE 70.2 YEARS

[2020 : 69.1 years]

FEMALE 77.6 YEARS

[2020 : 76.7 years]

Indians showed a higher increase in life expectancy in
2021 with 1.1 years for males and 0.9 years for females

2

LIFE EXPECTANCY AT BIRTH BY CITIZENSHIP



CITIZEN

Male
72.8 years

Female
78.2 years



NON-CITIZEN

Male
76.9 years

Female
78.5 years

4

LIFE EXPECTANCY AT SPECIFIC AGE

AGE AT 15 YEARS

A **male** at the age of
15 years is expected to live
another **58.9 years** and **female**
another **64.0 years**



AGE AT 60 YEARS

A **male** and **female** at the age of
60 years are expected to live
another **18.9 years** and **21.8 years**
respectively



Source: Abridged Life Tables, Malaysia, 2019-2021, Department of Statistics Malaysia

The full publication of the Abridged Life Tables, Malaysia, 2019-2021 can be downloaded through [eStatistik](#) portal.

Released By:

DATO' SRI DR. MOHD UZIR MAHIDIN
CHIEF STATISTICIAN MALAYSIA
DEPARTMENT OF STATISTICS, MALAYSIA

 **DrUzir_Mahidin**   **Dr_Uzir**

29 July 2021

Contact person:

Mohd Yusrizal Ab Razak

Public Relation Officer

Strategic Communication and International Division

Department of Statistics, Malaysia

Tel : +603-8885 7942

Fax : +603-8888 9248

Email : yusrizal.razak[at]dosm.gov.my

Contact person:

Baharudin Mohamad

Public Relation Officer

Strategic Communication and International Division

Department of Statistics Malaysia

Tel : +603-8090 4681

Fax : +603-8888 9248

Email : baharudin[at]dosm.gov.my

Copyright ©2025 Department of Statistics Malaysia Official Portal. All Rights Reserved.