



MINISTRY OF ECONOMY
DEPARTMENT OF STATISTICS MALAYSIA

ABRIDGED LIFE TABLES, MALAYSIA, 2016-2018

INTRODUCTION


Abridged Life Tables, Malaysia, 2016-2018 contains the latest life tables by age, ethnic group and sex at Malaysia and state level. The life tables are generated based on the mortality statistics for the three-year period and mid-year population estimates.

LIFE EXPECTANCY AT BIRTH

Life Expectancy Increased by 2.8 Years

A newborn baby in 2018 is expected to live 2.8 years longer to 75.0 years, up from 72.2 years in 2000.

Exhibit 1: Life expectancy at birth, Malaysia, 2000, 2008 and 2018^e



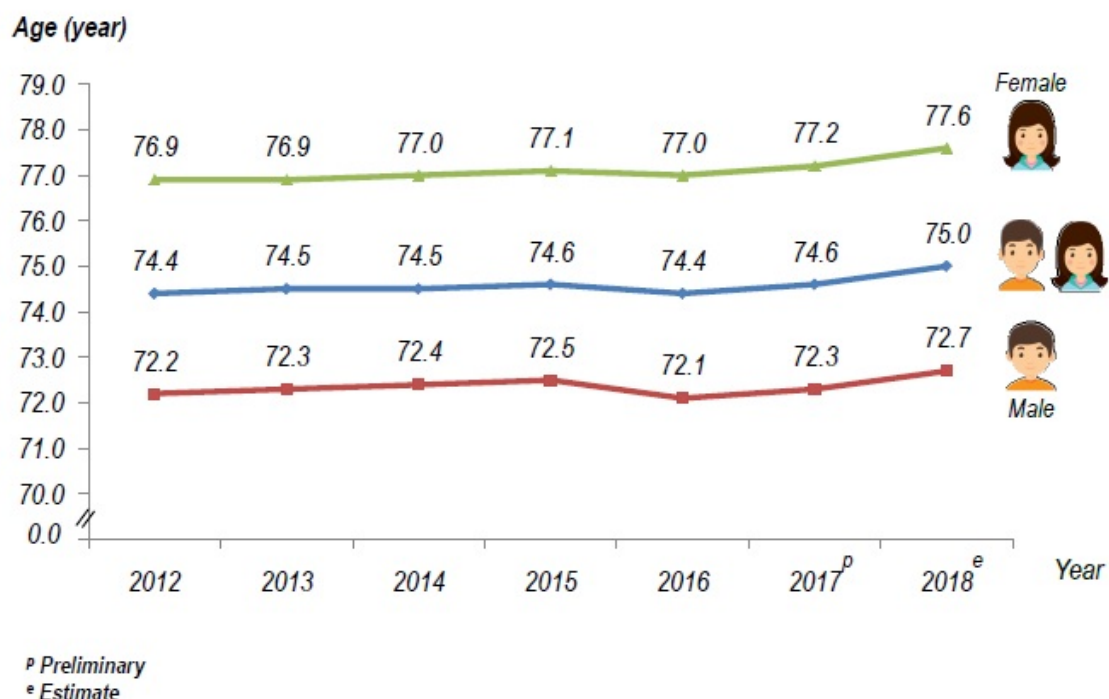
^e Estimate

LIFE EXPECTANCY AT BIRTH BY SEX

A Newborn Baby Girl Could Expect To Live Longer

In average, a newborn baby girl in 2018 is expected to live until the age of 77.6 years, 4.9 years longer than baby boy (72.7 years). Life expectancy at birth for male has increased by 0.5 years from 72.2 years (2012) compared to 72.7 years (2018), while female increased by 0.7 years compared to 76.9 years for the same period.

Chart 1: Life expectancy at birth, Malaysia, 2012-2018



LIFE EXPECTANCY AT THE AGE OF 15 YEARS

Females Live 4.8 Years Longer Than Males

Both male and female who reach the age of 15 years in 2018 are expected to live for another 58.5 and 63.3 years.

LIFE EXPECTANCY AT THE AGE OF 65 YEARS

Life Expectancy at Age 65 Increased

A male who reach the age of 65 years in 2018 is expected to live for another 15.0 years and female for 17.2 years, increased by 0.5 years and 0.8 years respectively as compared to 2012.

LIFE EXPECTANCY BY MAJOR ETHNIC GROUP

Chinese Expected To Live to 77.3 Years

Chinese is still leading with the highest life expectancy in Malaysia with 77.3 years respectively followed by Bumiputera (73.8 years) and Indians (72.5 years).



A newborn baby in **2018** is expected to live an average of **75.0 years** until **2093**

LIFE EXPECTANCY AT BIRTH

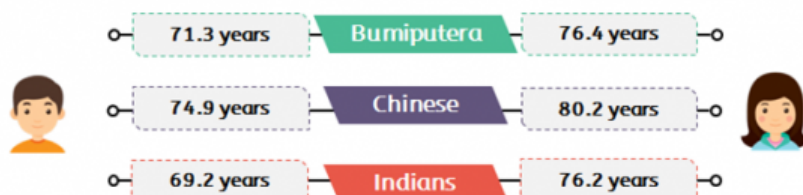
On the average, **the gap in life expectancy** between male and female is **4.9 years**

MALE
72.7 years



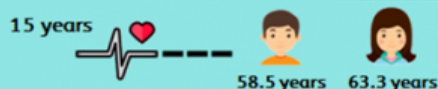
FEMALE
77.6 years

LIFE EXPECTANCY AT BIRTH BY MAJOR ETHNIC GROUP



Chinese recorded **the highest** life expectancy at birth

LIFE EXPECTANCY AT AGE



A **male** at the age of **15 years** is expected to live for another **58.5 years** and **female** for another **63.3 years**



A **male** and **female** at the age of **65 years** are expected to live for another **15.0 years** and **17.2 years** respectively

COMPARISON BY STATE

3 states with **the highest** life expectancy

The highest life expectancy at birth for **male** was recorded in **Sarawak** while **female** in **W.P. Kuala Lumpur**



Sarawak
75.3 years



W.P. K.L.
74.6 years



Sabah
73.9 years



W.P. K.L.
79.6 years



Sarawak
78.9 years



Pulau Pinang
78.6 years

LIFE EXPECTANCY OF SELECTED COUNTRIES^a

WHO LIVES THE LONGEST?^b



Japan
81.1 years
Australia
81.0 years
New Zealand
80.5 years



Japan
87.1 years
Australia
84.8 years
New Zealand
84.0 years

LONGEVITY AMONG ASEAN^a COUNTRIES



Singapore
82.9 years



Brunei Darussalam
76.4 years



Viet Nam
76.3 years



Malaysia: 74.4 years
Ranking #5 among ASEAN countries

^a Data 2016 are used for comparative

^b World Health Organization (WHO), updated on April 2018 (except for Malaysia)

Released By:

DATO' SRI DR. MOHD UZIR MAHIDIN
CHIEF STATISTICIAN MALAYSIA
DEPARTMENT OF STATISTICS, MALAYSIA

 [DrUzir_Mahidin](#)   [Dr_Uzir](#)

#myHariBulan# #myBulan# #myTahun#

Contact person:

Ho Mei Kei
Public Relation Officer
Strategic Communication and International Division
Department of Statistics, Malaysia

Tel : +603-8885 7942

Fax : +603-8888 9248

Email : mkho[at]dosm.gov.my

Contact person:

Baharudin Mohamad
Public Relation Officer
Strategic Communication and International Division
Department of Statistics Malaysia

Tel : +603-8090 4681

Fax : +603-8888 9248

Email : baharudin[at]dosm.gov.my

Copyright ©2025 Department of Statistics Malaysia Official Portal. All Rights Reserved.