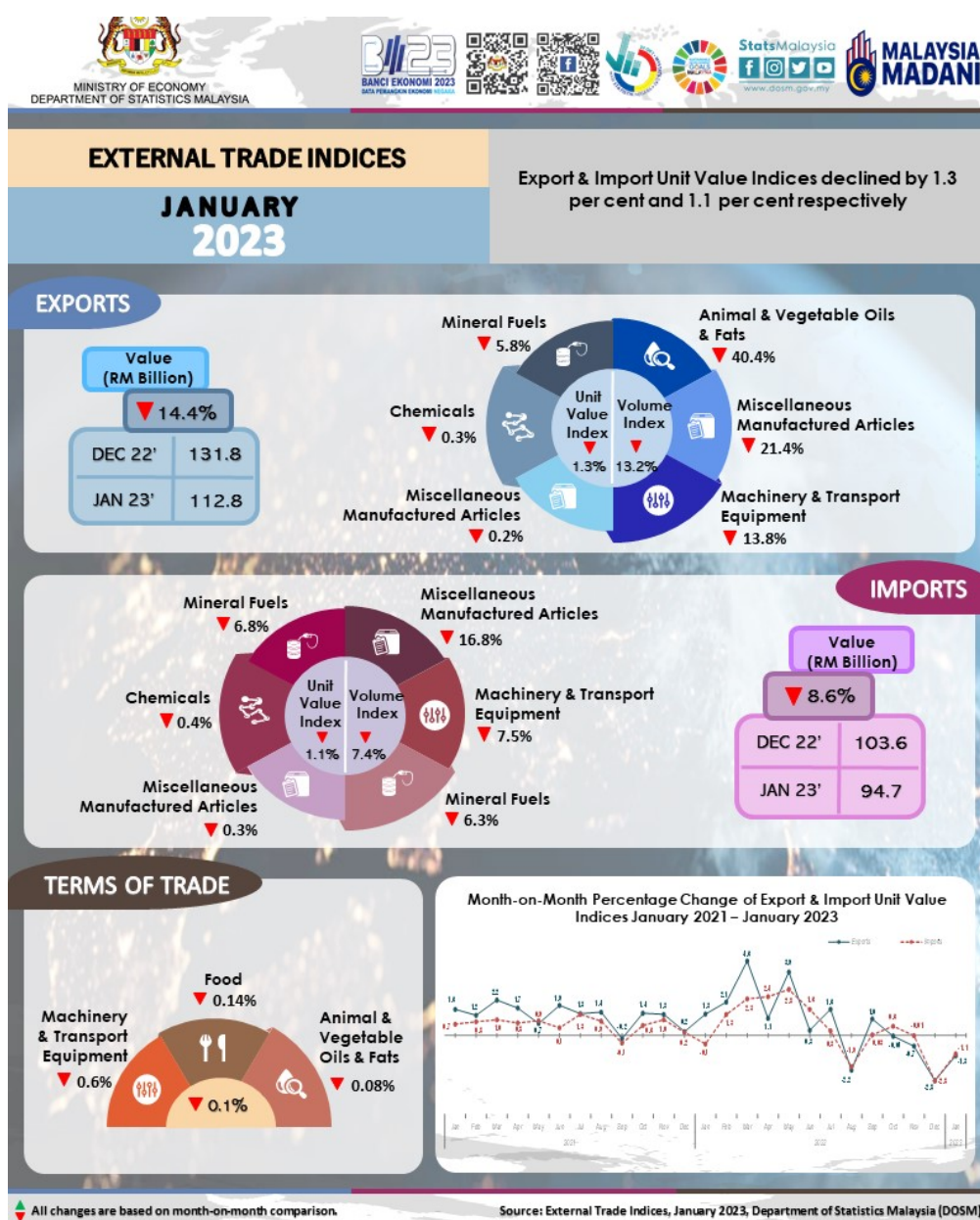




MINISTRY OF ECONOMY
DEPARTMENT OF STATISTICS MALAYSIA

MALAYSIA EXTERNAL TRADE INDICES



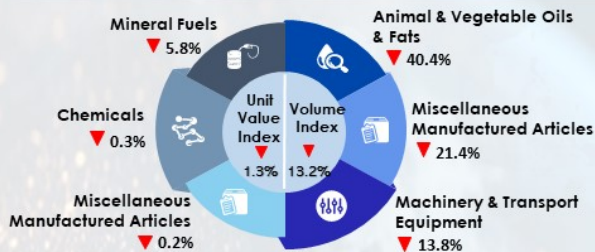
EXTERNAL TRADE INDICES

**JANUARY
2023**

Export & Import Unit Value Indices declined by 1.3 per cent and 1.1 per cent respectively

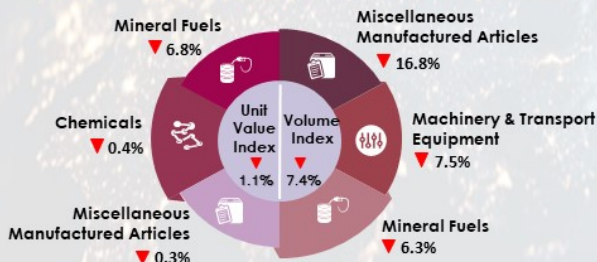
EXPORTS

Value (RM Billion)	
▼ 14.4%	
DEC 22'	131.8
JAN 23'	112.8

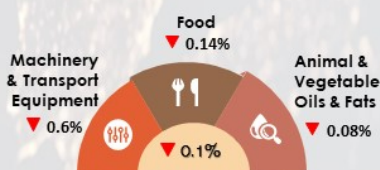


IMPORTS

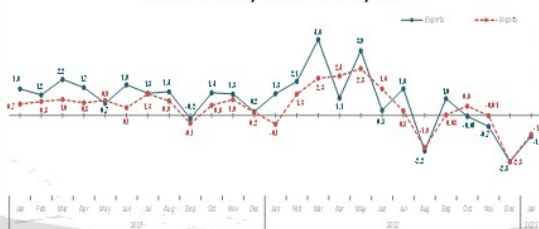
Value (RM Billion)	
▼ 8.6%	
DEC 22'	103.6
JAN 23'	94.7



TERMS OF TRADE



Month-on-Month Percentage Change of Export & Import Unit Value Indices January 2021 – January 2023



All changes are based on month-on-month comparison.

Source: External Trade Indices, January 2023, Department of Statistics Malaysia (DOSM)

The **export unit value index** decreased by 1.3 per cent in January 2023 as compared with the previous month, attributed from the declines in the index of mineral fuels (-5.8%), chemicals (-0.3%) and miscellaneous manufactured articles (-0.2%). Besides that, **export volume index** fell by 13.2 per cent in the same month, in line with the decreases in the index of animal & vegetable oils & fats (-40.4%), miscellaneous manufactured articles (-21.4%) and machinery & transport equipment (-13.8%). The seasonally adjusted **export volume index** dropped 6.9 per cent from 161.1 points to 150.1 points. On annual comparison, **export unit value index** expanded 7.6 per cent while **volume index** contracted 5.6 per cent.

Import unit value index also decreased 1.1 per cent in January 2023, supported by the declines in the index of mineral fuels (-6.8%), chemicals (-0.4%) and miscellaneous manufactured articles (-0.3%). The **import volume index** also decreased 7.4 per cent in January 2023 as compared to the previous month, attributed from the declines in the index of miscellaneous manufactured articles (-16.8%), machinery & transport equipment (-7.5%) and mineral fuels (-6.3%). The seasonally adjusted **import volume index** fell by 5.4 per cent from 175.4 points to 165.9 points. On a year-on-year basis, **import unit value index** expanded 5.3 per cent while **volume index** contracted 2.6 per cent.

Malaysia's **terms of trade** returned to a negative performance of 0.1 per cent month-on-month to 111.5 points in January 2023, as accordance to the decreases in the index of food (-0.14%), machinery & transport equipment (-0.6%) and animal & vegetable oils & fats (-0.08%). Malaysia's **terms of trade** maintained a positive growth of 2.2 per cent year-on-year from 109.1 points in January of previous year.

*Notes:

The January 2023 data is provisional and subject to revision in later issues.

Released by:

DEPARTMENT OF STATISTICS MALAYSIA

28 February 2023

Contact person:

Baharudin Mohamad

Public Relation Officer

Strategic Communication and International Division

Department of Statistics Malaysia

Tel : +603-8090 4681

Fax : +603-8888 9248

Email : baharudin[at]dosm.gov.my

Copyright ©2025 Department of Statistics Malaysia Official Portal. All Rights Reserved.