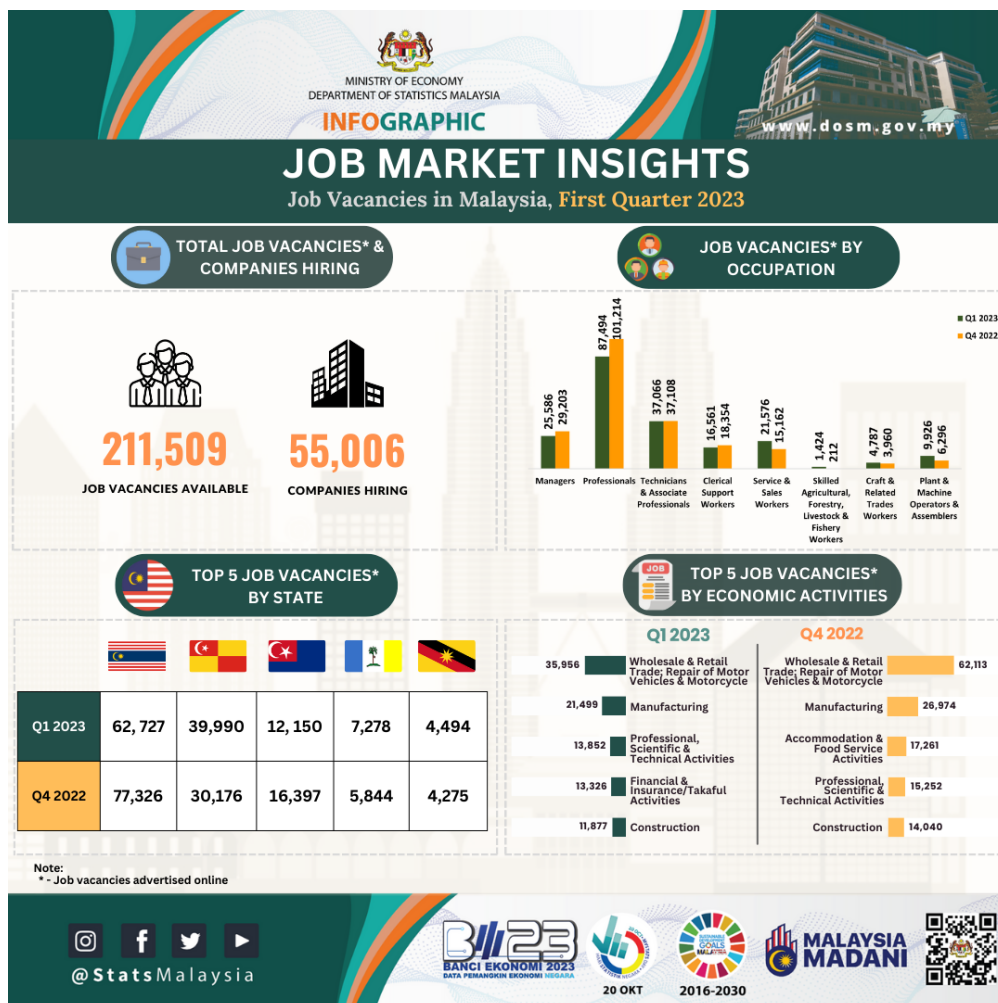




MINISTRY OF ECONOMY  
DEPARTMENT OF STATISTICS MALAYSIA

## BIG DATA ANALYTICS: JOB MARKET INSIGHTS AND MY JOB PROFILE, FIRST QUARTER OF 2023

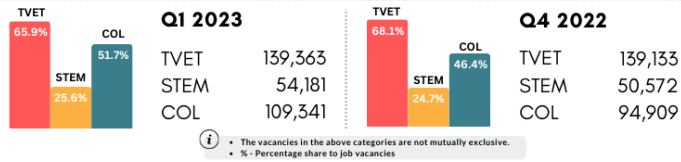


## MY JOB PROFILE First Quarter 2023

### Total Job Vacancies



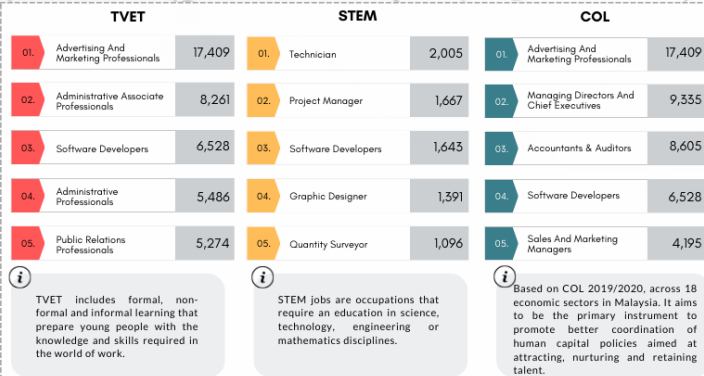
### Total Job Vacancies by TVET, COL and STEM



### Top 5 Hottest Jobs



### Top 5 Job Vacancies by TVET, COL and STEM



Note: Job positions listed under the STEM, TVET or COL category are not exclusive to one category only. It can exist in all three categories at the same time.



**Job Market Insights** and **My Job Profile** is quarterly releases based on the job vacancies advertised online by popular private recruitment websites. The report contains principal information on job vacancies namely by type of occupation, economic activity, state, skills and field of studies. These statistics must be interpreted with caution due to data limitation as this does not represent the whole population of job vacancies in Malaysia.

### **Job Vacancies Advertised Online, First Quarter of 2023**

The number of job vacancies advertised online posted an increase of 3.5 per cent in Q1 2023 (Q4 2022: 7.5%) to record a total of 211,509 vacancies (Q4 2022: 204,420). On a year-on-year basis, the number of job vacancies registered a double digit growth of 32.9 per cent as against 7.3 per cent in Q4 2022.

### **Job Vacancies Advertised Online by Occupation**

Almost half of the job vacancies were concentrated in the Professionals with 47.9 per cent or 101,214 vacancies. This was followed by Technicians and Associate Professionals (17.5%), Managers (13.8%) and Clerical Support Workers (8.7%). On the other hand, the hottest jobs during the quarter with higher demand were Advertising and Marketing Professionals, Managing Directors and Chief Executives, Accountants and Auditors, Administrative Associate Professionals and Software Developers.

### **Job Vacancies Advertised Online by Economic Activity**

Concerning the analysis of job vacancies by economic activity, the highest number was posted by Wholesale and Retail Trade (35,956), followed by Manufacturing (21,499), Professional, Scientific and Technical Activities (13,852) and Financial and Insurance/Takaful Activities (13,326).

### **Job Vacancies Advertised Online by State**

Federal Territory of Kuala Lumpur continued to record the highest job vacancies at 62,727. This was followed by Selangor and Johor which registered 39,990 and 12,150 vacancies respectively. Federal Territory of Labuan recorded the lowest number of job vacancies with 125 advertisements.

The time series of the number of job vacancies advertised online by industry, occupation and state is shown in Summary Table. The detailed information and interactive data visualisation can be obtained through **Job Market Insights** (<https://www.ilmia.gov.my/index.php/en/bda-jmi>) and **My Job Profile** (<https://www.ilmia.gov.my/bda-myjobprofile/>) portal.

### **Contact person:**

Baharudin Mohamad  
Public Relation Officer  
Strategic Communication and International Division  
Department of Statistics Malaysia  
Tel : +603-8090 4681  
Fax : +603-8888 9248  
Email : baharudin[at]dosm.gov.my

**Copyright ©2025 Department of Statistics Malaysia Official Portal. All Rights Reserved.**